The products are distributed by

Qingdao MEGA Air Conditioning Equipment Co., Ltd.

Add: No. 328, Dunhua Road, 266034, Qingdao, China
Tel: +86 532 8377 6099
Email: admin@megacac.com
Web: www.megacac.com

COMPANY BRIEF

MEGA Air Conditioning Equipment Co., Ltd. is a technology and quality oriented HVAC manufacturer in China, specializing in R&D, manufacturing, sales and service of central air conditioning products. Established in 2008, by performing for 8 years in HVAC industry, MEGA has made great success in China domestic market and began to take its place in global markets. We have played an important role in supplying our HVAC products to various projects including stadium, exhibition center, automobile manufacturers, pharmaceuticals, hospitals, microelectronics, hotels, and municipal engineering.

The core of MEGA's culture is innovation, in the past years we've been focusing on technology and design innovation, therefore we win a lot of patents on the technology and design for our products and enjoyed a good reputation in HVAC industry.

MEGA has been making an implement of continuous quality improving program. In cooperation with senior management team and professional expertise, MEGA has evolved not only R&D and processing engineering standard, but also manufacturing and quality control system.

MEGA is flexible and capable to design and manufacture customized products for heating, air conditioning, ventilation and industry refrigeration. As a system solution provider we are offering products and service with high value-adding potential for our customers, we win because our customers win.

MEGA - Making Extra Good Air!

Industrial Park

Headquarter

PRODUCTS LINEUP

Chiller

Air Cooled Modular Chiller
35kW~1040kW

Air Cooled Modular Chiller
30kW~2176kW

Air Cooled Screw Chiller
192kW~1800kW

Water Cooled Screw Chiller
245kW~3600kW

Fan Coil

Large Drain Pan

Ultra-Thin Large Drain Pan Type

Small Drain Pan

Ultra-Thin

Large Air Flow and High Static Pressure

Vertical Exposed

1-Way Cassette

4-Way Cassette

Wall Mounted

Contents

Chiller Products

HOW TO READ THE MODELS

M A M H - 035 A 3 D

- D: Climate Condition: T=T3, T1 omitted
- D: Product Sequence: D, D2, F, P,
- 3: Power Supply:
  1=220~230V/50Hz/1 Phase
  2=220~230V/60Hz/1 Phase
  3=380~400V/50Hz/3 Phase
  4=380~400V/60Hz/3 Phase
  5=110~115V/60Hz/1 Phase
  6=460V/60Hz/3 Phase
- A: Refrigerant:
  A: R22
  B: R407c
  C: R134a
  D: R410a
- 035: Cooling Capacity: kW
- H: C=Cooling Only
  H=Heat Pump
- M: M:Modular Chiller
  R: Scroll Chiller
  S: Screw Chiller
- A: A: Air Cooled Chiller
  W: Water Cooled Chiller
- M: MEGA A/C

MEGA Air Conditioning Equipment

AIR COOLED MODULAR CHILLER

Verson A

Cooling Only & Heat Pump
R22 35/65/130 kW
Max. 1040 kW

Features and benefits

Flexible scroll compressor

Optimum refrigerant distribution technique, minimized components deformation design and non-lubricated rolling bearing guarantee high efficiency, reliable performance and low noise.

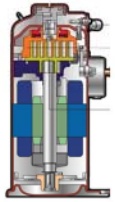

High efficiency air side heat exchanger

Highly efficient heat exchanger with inner grooved copper tubes and aluminum fins selects V-shaped design and low-speed axial fans. That ensures high efficiency, big air volume and low noise.

High efficiency shell & tube heat exchanger

The chiller adopts highly efficient shell & tube exchanger with self-cleaning function and anti-shaking design. It enlarges the cooling capacity range a lot and ensures the minimum noise.

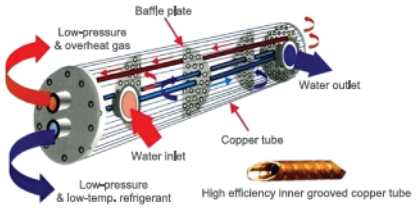

Shell & tube heat exchanger

Precise control

The electronic expansion valve can realize precise refrigerant and temperature control and ensure the equipment operating in precise and reliable status.

Modular structure design

The units can realize modular operation. Up to 16 units can be integrated to achieve a maximum capacity 1040kW output system.

User-friendly and intelligent control system

User-friendly touch controller provides an excellent operation experience.

Self-diagnostic system checks the malfunction automatically and error alarm is displayed on outdoor PCB and also on touch controller.

Easy installation

The units can be easily transported module by module, and it can be installed on the building roof or outside without requirement for dedicated machine rooms or water towers.

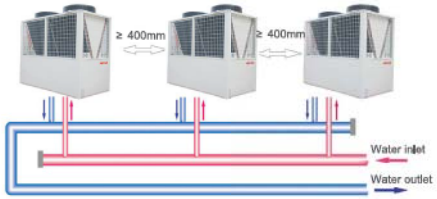

Nominal operating condition and Operating range

Item	Water side				Air side		
	Nominal operating condition		Operating range		Nominal operating condition		Operating range
Temp.	Inlet water temp.(℃)	Outlet water temp.(℃)	Outlet water temp.(℃)	Temp. difference between inlet and outlet (℃)	Ambient temp. (DB℃)	Ambient temp. (WB℃)	Ambient temp. (DB℃)
Cooling	12	7	5~15	2~7	35	28	16~45
Heating	40	45	25~50	3~7	7	6	-10~20

Specification

R22

Model Heat Pump			MAMH-035A3D	MAMH-065A3D	MAMH-130A3D
Model Cooling Only			MAMC-035A3D	MAMC-065A3D	MAMC-130A3D
Nominal Cooling Capacity		kW	35	65	130
Nominal Heating Capacity		kW	37	70	140
Power Supply		-	380~400V/50Hz/3Ph		
Power Input	Cooling	kW	10.4	20.8	41.6
	Heating	kW	10.5	20.9	41.8
Current	Nominal. Running	A	19.6	39.3	78.6
	Starting	A	128	152	200
	Max. Running	A	25	48	96
Compressor	Type	-	Scroll Compressor		
	Quantity	-	1	2	4
	Refrigerant Charge/R22	kg	11	9*2	9*4
Control Mode		-	Automatic		
Protection		-	High/low pressure prtn,water breakout prtn,anti-frezze prtn,over heat prtn, phase sequence prtn etc.		
Heat Exchanger (Air Side)	Type	-	Inner grooved cooper tube & High efficiency hydrophilic aluminum fin		
	Fan Type	-	Axial Fan		
	Fan Quantity	-	1	2	4
	Fan Air Volume	m³/h	12062	24124	48248
	Fan Rated Power	kW	0.75	0.75*2	0.75*4
Heat Exchanger (Water Side)	Type	-	Plate	Shell & tube	Shell & tube
	Water Flow	m³/h	6.0	11.2	22.3
	Water Pressure Drop	kPa	55	65	65
	Connection Pipe	mm	RC1-1/2"	DN65	DN80
	Working Pressure	MPa	1.0 MPa		
Noise Level		dB(A)	68	70	70
Weight	Net Weight	kg	358	654	1180
	Operating Weight	kg	394	720	1298
	Shipping Weight	kg	368	665	1190
Dimension	Net (W*D*H)	mm	1325*1000*1850	2158*1000*1850	2170*1930*2030
	Package (W*D*H)	mm	1525*1200*2250	2358*1200*2250	2270*2130*2230

AIR COOLED MODULAR CHILLER

Verson A+

Cooling Only & Heat Pump
R410a 34/68/136 kW
Max. 2176 kW

Features and benefits

Best compressor equipped with intelligent control

Top brand scroll compressor brings high efficiency, high reliability, low noise, low vibration and compact size. By the application of the intelligent control, the system monitors the operating conditions of each compressor in running time and adjusts the operating time of each one in an intelligent and balanced way to prolong the lifetime of each unit.

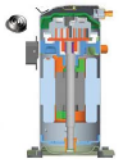

High efficiency water side plate heat exchanger

The plate heat exchanger is more efficient and has a low refrigerant leakage rate, it's made in a compact structure and weigh less, which benefits installation and maintenance.

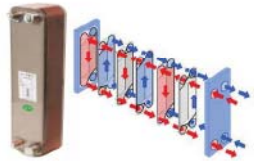

Free combination

Up to 16 units can be combined together in one system and controlled by only one wired controller, maximum cooling capacity can reach 2176 kW. Modular design can also ease transportation and inventory.

Synchronized defrosting

In winter time, in a modular combination system, the control system will automatically balance the defrosting time for each module to prevent the combined modules from entering the defrosting operation at the same time, thus modules which don't need defrosting will keep running to generate hot water and ensuring that the heating is not interrupted.

High efficiency air side

Adopt the totally enclosed air-cooled squirrel-cage three-phase motor, which has built-in overheat protection and an aluminum chassis, dust proof and water proof level reaches IP55.

Precise control

The electronic expansion valve can realize precise refrigerant and temperature control and ensure the equipment operating in precise and reliable status.

Nominal operating condition and Operating range

Item	Water side				Air side		
	Nominal operating condition		Operating range		Nominal operating condition		Operating range
Temp.	Inlet water temp.(℃)	Outlet water temp.(℃)	Outlet water temp.(℃)	Temp. difference between inlet and outlet (℃)	Ambient temp. (DB℃)	Ambient temp. (WB℃)	Ambient temp. (DB℃)
Cooling	12	7	5~15	2~7	35	28	15~46
Heating	40	45	25~50	3~7	7	6	-15~25

Specification

R410a

Model Heat Pump			MAMH-034D3D	MAMH-068D3D	MAMH-136D3D
Model Cooling Only			MAMC-034D3D	MAMC-068D3D	MAMC-136D3D
Nominal Cooling Capacity		kW	34	68	136
Nominal Heating Capacity		kW	35	68.5	137
Power Supply		-	380~400V/50Hz/3Ph		
Power Input	Cooling	kW	10.2	20.2	40.4
	Heating	kW	10.2	20.3	40.6
Current	Nominal. Running	A	18.4	36.8	73.6
	Starting	A	128	152	200
	Max. Running	A	23.5	45.8	92.5
Compressor	Type	-	Scroll Compressor (Copeland)		
	Quantity	-	1	2	4
	Refrigerant Charge/R410a	kg	9	8.6*2	8.6*4
Control Mode		-	Automatic		
Protection		-	High/low pressure prtn,water breakout prtn,anti-frezze prtn,over heat prtn, phase sequence prtn etc.		
Heat Exchanger (Air Side)	Type	-	Inner grooved cooper tube & High efficiency hydrophilic aluminum fin		
	Fan Type	-	Axial Fan		
	Fan Quantity	-	1	2	4
	Fan Air Volume	m^3/h	13000	13000*2	13000*4
	Fan Rated Power	kW	0.75	0.75*2	0.75*4
Heat Exchanger (Water Side)	Type	-	Plate	Plate	Plate
	Water Flow	m^3/h	5.9	11.7	23.4
	Water Pressure Drop	kPa	34	45	52
	Connection Pipe	mm	RC1-1/2"	RC2"	DN80
	Working Pressure	MPa	1.0 MPa		
Noise Level		dB(A)	68	70	70
Weight	Net Weight	kg	408	638	1130
	Operating Weight	kg	449	702	1243
	Shipping Weight	kg	418	648	1140
Dimension	Net (W*D*H)	mm	1225*1012*1995	2030*1012*1995	2150*1909*1995
	Package (W*D*H)	mm	1225*1062*2110	2150*1062*2075	2150*1950*1995

AIR COOLED SCREW CHILLER

Cooling Only & Heat Pump
R22 236 kW~1800 kW
R407c 221 kW~1690 kW
R134a 192 kW~1689 kW

Features and benefits

High efficiency semi-hermetic screw compressor

World famous brand semi-hermetic compressor with oil separator built inside has a long lifetime. It can realize 4 steps or stepless capacity control. The unique squirrel-cage compressor motor started up by Y-△ type can decrease start current by 33%, automatically cooled by the refrigerant. The customer can benefit from out high efficiency and low cost.

Advanced control

- SIEMENS PLC microcomputer controller and touch screen.
- Friendly and nice interface, easy operation.
- Stepless capacity regulation, temperature control accuracy is up to ± 0.5 ℃ to ensure a comfortable indoor environment.
- Advanced central monitoring system, group control, simple operation and auto-judgment of the cooling load to optimize the efficiency.

Shell & tube heat exchanger

Dry type shell & tube heat exchanger with inner grooved copper tubes optimizes the cooling & heating efficiency. Self-cleaning, high intensity, anti-shaking design and heat insulation covering material ensure shell & tube heat exchanger unstained, reliable, quiet, highly efficient.

Various protection

Water shortage protection, high/low voltage protection, anti-freezing protection, overload protection, overheat protection and oil level protection ensure high reliability and stability.

Electric control

The system can realize remote operation. The system can monitor the water temperature, capacity status and operating time while running. The water temperature can be controlled according to the water outlet temperature. The system also can be controlled intelligently. Trouble shooting code displays on the touch screen automatically when the system is abnormal. The unit can realize the interlock between the cooling water temperature and chilled water temperature.

Unique design on air side heat exchanger

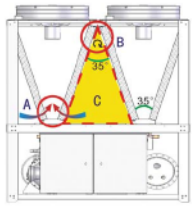

Normal Design

* Zone A air flow mixing, small air volume in the bottom
* Vortex in zone B
* Zone C is with small air flow area

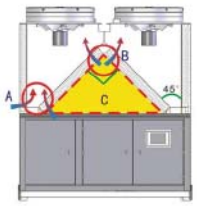

MEGA Unique Design

* Big angle in zone A, no air flow conflict
* Big angle in zone B, no vortex
* Even air flow in zone C due to large air flow area

Reliable components

ALCO thermal expansion valve may provide stable and accurate control. Dry filters for obstacles to 40 um keep the units stainless. Other parts include corner valve, solenoid valve, four way valve, high/low safety pressure switches, etc.

Convenient Installation

The system can be installed on the building roof or outside without special machine room and water tower. The system is applied for hotel, hospital, cinema, school, office building, etc.

Nominal operating condition and Operating range

Item	Water side				Air side		
	Nominal operating condition		Operating range		Nominal operating condition		Operating range
Temp.	Inlet water temp.(℃)	Outlet water temp.(℃)	Outlet water temp.(℃)	Temp. difference between inlet and outlet (℃)	Ambient temp. (DB℃)	Ambient temp. (WB℃)	Ambient temp. (DB℃)
Cooling	12	7	5~15	2~7	35	28	16~43
Heating	40	45	40~50	3~7	7	6	-10~20

Specification

R22 /T1

Model Heat Pump		MASH-A3D2	236	271	308	341	373	450	499	531	602	641
Model Cooling Only		MASC-A3D2	236	271	308	341	373	450	499	531	602	641
Nominal Cooling Capacity		kW	236	271	308	341	373	450	499	531	602	641
Nominal Heating Capacity		kW	264	303	345	381	418	504	558	595	675	718
Heat Recovery Capacity(Option)		kW	60	69	79	87	95	115	127	136	154	164
Power Supply		-	380~400V/50Hz/3Ph									
Power Input	Cooling	kW	74	86	95	107	118	142	157	165	187	202
	Heating	kW	71	83	92	104	114	138	152	160	182	196
Current	Starting	A	591	689	765	863	948	1141	1264	1324	1507	1626
	Nominal Running	A	131	153	170	192	211	254	281	294	335	361
	Max. Running	A	164	192	213	240	263	317	351	368	419	452
Compressor	Type	-	Semi-Hermetic Screw Compressor									
	Quantity	pcs	1	1	1	1	1	1	1	1	1	1
	Rated Power Input	kW	66	77	84	97	105	127	143	147	169	180
	Starting Type	-	Y-△									
	Capacity Adjusting	%	25%-100% 4 Step Control									
Refrigerant	Type	-	R22									
	Charge Volume	kg	69	76	85	95	107	120	130	150	165	170
Control Mode		-	Microprocessor Control (PLC)									
Protection		-	Power Prtn, Oil Level Prtn, High/Low Pressure Prtn,Overheat Prtn,Overload Prtn,Water flow prtn, Anti-Freeze Prtn etc.									
Condenser	Type	-	Hyfrophilic Fins+High Efficiency Inner Grooved Cooper Tubes									
	Fan Type	-	Weather-Proff/Low Noise/High Efficiency Axial Fan									
	Fan Quantity	pcs	4	4	6	6	6	8	8	10	10	10
	Fan Air Volume	m³/h	80000	96000	120000	120000	144000	160000	160000	200000	200000	240000
	Fan Power Input	kW	7.2	8.8	10.8	10.8	13.2	14.4	14.4	18.0	18.0	22.0
Evaporator	Type	-	High Efficiency Shell and Tube Exchanger									
	Water Flow	m³/h	41	47	53	59	64	77	86	91	104	110
	Water Pressure Drop	kPa	70	70	70	70	70	70	70	70	70	70
	Water Pipe Connection	DN	80FLG	80FLG	100FLG	100FLG	100FLG	125FLG	125FLG	125FLG	150FLG	150FLG
	Max. Working Pressure	MPa	1.6 MPa									
Heat Recovery (Optional)	Type	-	High Efficiency Shell and Tube Exchanger									
	Water Flow	m³/h	10.3	11.9	13.5	14.9	16.4	19.7	21.9	23.3	26.4	28.1
	Water Pressure Drop	kPa	45	45	45	45	45	45	45	45	45	45
	Water Pipe Connection	DN	50FLG	50FLG	50FLG	50FLG	65FLG	65FLG	65FLG	65FLG	65FLG	65FLG
	Max. Working Pressure	MPa	1.6 MPa									
Noise Level		dB(A)	77.3	77.9	78.7	79.9	80.3	81.1	81.2	82.2	83.6	83.9
Weight	Net Weight	kg	2800	3100	3800	3900	4000	4500	4800	5100	5500	5800
	Operating Weight	kg	3050	3350	4100	4200	4300	4800	5100	5400	5800	6100
	Shipping Weight	kg	2850	3150	3850	3950	4050	4550	4850	5150	5550	5850
Dimension	Width	mm	2235	2235	2235	2235	2235	2235	2235	2235	2235	2235
	Depth	mm	2430	2430	3435	3435	3435	4400	4400	5365	5365	5365
	Height	mm	2400	2400	2400	2400	2400	2400	2400	2400	2400	2400

R22 /T1

Model Heat Pump		MASH-A3D2	746	900	997	1062	1205	1282	1350	1496	1594	1800
Model Cooling Only		MASC-A3D2	746	900	997	1062	1205	1282	1350	1496	1594	1800
Nominal Cooling Capacity		kW	746	900	997	1062	1205	1282	1350	1496	1594	1800
Nominal Heating Capacity		kW	836	1008	1117	1190	1349	1436	1512	1675	1785	2024
Heat Recovery Capacity(Option)		kW	190	230	254	271	307	327	344	381	406	461
Power Supply		-	380~400V/50Hz/3Ph									
Power Input	Cooling	kW	236	284	314	329	375	404	425	471	494	562
	Heating	kW	229	275	305	319	363	392	413	457	479	545
Current	Starting	A	1053	1267	1404	1471	1674	1806	1293	1432	1501	1707
	Nominal Running	A	421	507	562	588	670	723	760	842	883	1004
	Max. Running	A	526	634	702	736	837	903	951	1053	1103	1256
Compressor	Type	-	Semi-Hermetic Screw Compressor									
	Quantity	pcs	2	2	2	2	2	2	3	3	3	3
	Rated Power Input	kW	209	255	285	293	339	360	382	428	440	508
	Starting Type	-	Y-△									
	Capacity Adjusting	%	12.5%-100% 8 Step Control									
Refrigerant	Type	-	R22									
	Charge Volume	kg	214	240	260	300	330	340	360	390	450	495
Control Mode		-	Microprocessor Control (PLC)									
Protection		-	Power Prtn, Oil Level Prtn, High/Low Pressure Prtn,Overheat Prtn,Overload Prtn,Water flow prtn, Anti-Freeze Prtn etc.									
Condenser	Type	-	Hyfrophilic Fins+High Efficiency Inner Grooved Cooper Tubes									
	Fan Type	-	Weather-Proff/Low Noise/High Efficiency Axial Fan									
	Fan Quantity	pcs	12	16	16	20	20	20	24	24	30	30
	Fan Air Volume	m³/h	288000	320000	320000	400000	400000	480000	480000	480000	600000	600000
	Fan Power Input	kW	26.4	28.8	28.8	36.0	36.0	44.0	43.2	43.2	54.0	54.0
Evaporator	Type	-	High Efficiency Shell and Tube Exchanger									
	Water Flow	m³/h	128	155	172	183	207	221	232	257	274	310
	Water Pressure Drop	kPa	70	70	70	70	70	70	70	70	70	70
	Water Pipe Connection	DN	100FLG*2	125FLG*2	125FLG*2	125FLG*2	150FLG*2	150FLG*2	125FLG*3	125FLG*3	125FLG*3	150FLG*3
	Max. Working Pressure	MPa	1.6 MPa									
Heat Recovery (Optional)	Type	-	High Efficiency Shell and Tube Exchanger									
	Water Flow	m³/h	32.7	39.5	43.7	46.6	52.8	56.2	59.2	65.6	69.9	79.3
	Water Pressure Drop	kPa	45	45	45	45	45	45	45	45	45	45
	Water Pipe Connection	DN	65FLG*2	65FLG*2	65FLG*2	65FLG*2	65FLG*2	65FLG*2	65FLG*3	65FLG*3	65FLG*3	65FLG*3
	Max. Working Pressure	MPa	1.6 MPa									
Noise Level		dB(A)	81.3	82.1	82.2	83.2	84.6	84.9	83.6	83.7	84.7	86.1
Weight	Net Weight	kg	8000	9000	9600	10200	11000	11600	13500	14400	15300	16500
	Operating Weight	kg	8600	9600	10200	10800	11600	12200	14400	15300	16200	17400
	Shipping Weight	kg	8100	9100	9700	10300	11100	11700	13650	14550	15450	16650
Dimension	Width	mm	2235	2235	2235	2235	2235	2235	2235	2235	2235	2235
	Depth	mm	6870	8800	8800	10730	10730	10730	13200	13200	16095	16095
	Height	mm	2400	2400	2400	2400	2400	2400	2400	2400	2400	2400

Specification

R407c /T1

Model Heat Pump		MASH-B3D2	221	253	288	318	349	421	466	497	563	599
Model Cooling Only		MASC-B3D2	221	253	288	318	349	421	466	497	563	599
Nominal Cooling Capacity		kW	221	253	288	318	349	421	466	497	563	599
Nominal Heating Capacity		kW	244	280	319	353	386	466	517	550	624	664
Heat Recovery Capacity(Option)		kW	56	65	74	81	89	107	119	127	144	153
Power Supply		-	380~400V/50Hz/3Ph									
Power Input	Cooling	kW	72	84	93	105	115	139	154	161	183	198
	Heating	kW	70	81	90	102	112	134	149	156	178	192
Current	Starting	A	578	674	748	844	927	1115	1235	1295	1472	1589
	Nominal Running	A	128	150	166	188	206	248	274	288	327	353
	Max. Running	A	161	187	208	234	257	310	343	360	409	442
Compressor	Type	-	Semi-Hermetic Screw Compressor									
	Quantity	pcs	1	1	1	1	1	1	1	1	1	1
	Rated Power Input	kW	65	75	82	94	102	124	139	143	165	176
	Starting Type	-	Y-△									
	Capacity Adjusting	%	25%-100% 4 Step Control									
Refrigerant	Type	-	R407c									
	Charge Volume	kg	69	76	85	95	107	120	130	150	165	170
Control Mode		-	Microprocessor Control (PLC)									
Protection		-	Power Prtn, Oil Level Prtn, High/Low Pressure Prtn,Overheat Prtn,Overload Prtn,Water flow prtn, Anti-Freeze Prtn etc.									
Condenser	Type	-	Hyfrophilic Fins+High Efficiency Inner Grooved Cooper Tubes									
	Fan Type	-	Weather-Proff/Low Noise/High Efficiency Axial Fan									
	Fan Quantity	pcs	4	4	6	6	6	8	8	10	10	10
	Fan Air Volume	m³/h	80000	96000	120000	120000	144000	160000	160000	200000	200000	240000
	Fan Power Input	kW	7.2	8.8	10.8	10.8	13.2	14.4	14.4	18.0	18.0	22.0
Evaporator	Type	-	High Efficiency Shell and Tube Exchanger									
	Water Flow	m³/h	38	44	50	55	60	72	80	85	97	103
	Water Pressure Drop	kPa	70	70	70	70	70	70	70	70	70	70
	Water Pipe Connection	DN	80FLG	80FLG	100FLG	100FLG	100FLG	125FLG	125FLG	125FLG	150FLG	150FLG
	Max. Working Pressure	MPa	1.6 MPa									
Heat Recovery (Optional)	Type	-	High Efficiency Shell and Tube Exchanger									
	Water Flow	m³/h	9.7	11.1	12.6	14.0	15.3	18.5	20.4	21.8	24.7	26.3
	Water Pressure Drop	kPa	45	45	45	45	45	45	45	45	45	45
	Water Pipe Connection	DN	50FLG	50FLG	50FLG	50FLG	65FLG	65FLG	65FLG	65FLG	65FLG	65FLG
	Max. Working Pressure	MPa	1.6 MPa									
Noise Level		dB(A)	77.3	77.9	78.7	79.9	80.3	81.1	81.2	82.2	83.6	83.9
Weight	Net Weight	kg	2800	3100	3800	3900	4000	4500	4800	5100	5500	5800
	Operating Weight	kg	3050	3350	4100	4200	4300	4800	5100	5400	5800	6100
	Shipping Weight	kg	2850	3150	3850	3950	4050	4550	4850	5150	5550	5850
Dimension	Width	mm	2235	2235	2235	2235	2235	2235	2235	2235	2235	2235
	Depth	mm	2430	2430	3435	3435	3435	4400	4400	5365	5365	5365
	Height	mm	2400	2400	2400	2400	2400	2400	2400	2400	2400	2400

R407c /T1

Model Heat Pump		MASH-B3D2	698	842	932	993	1127	1199	1262	1399	1490	1690
Model Cooling Only		MASC-B3D2	698	842	932	993	1127	1199	1262	1399	1490	1690
Nominal Cooling Capacity		kW	698	842	932	993	1127	1199	1262	1399	1490	1690
Nominal Heating Capacity		kW	773	932	1033	1101	1248	1328	1399	1550	1651	1872
Heat Recovery Capacity(Option)		kW	178	215	238	253	287	306	322	357	380	431
Power Supply		-	380~400V/50Hz/3Ph									
Power Input	Cooling	kW	230	277	307	322	366	395	416	461	483	549
	Heating	kW	223	269	298	312	355	383	403	447	468	533
Current	Starting	A	1030	1239	1372	1438	1636	1766	1264	1400	1467	1669
	Nominal Running	A	412	496	549	575	655	706	743	823	863	982
	Max. Running	A	515	620	686	719	818	883	929	1029	1079	1227
Compressor	Type	-	Semi-Hermetic Screw Compressor									
	Quantity	pcs	2	2	2	2	2	2	2	2	2	2
	Rated Power Input	kW	204	248	278	286	330	351	373	417	429	495
	Starting Type	-	Y-△									
	Capacity Adjusting	%	12.5%-100% 8 Step Control									
Refrigerant	Type	-	R407c									
	Charge Volume	kg	214	240	260	300	330	340	360	390	450	495
Control Mode		-	Microprocessor Control (PLC)									
Protection		-	Power Prtn, Oil Level Prtn, High/Low Pressure Prtn,Overheat Prtn,Overload Prtn,Water flow prtn, Anti-Freeze Prtn etc.									
Condenser	Type	-	Hyfrophilic Fins+High Efficiency Inner Grooved Cooper Tubes									
	Fan Type	-	Weather-Proff/Low Noise/High Efficiency Axial Fan									
	Fan Quantity	pcs	12	18	16	20	20	20	24	24	30	30
	Fan Air Volume	m³/h	288000	320000	320000	400000	400000	480000	480000	480000	600000	600000
	Fan Power Input	kW	26.4	28.8	28.8	36.0	36.0	44.0	43.2	43.2	54.0	54.0
Evaporator	Type	-	High Efficiency Shell and Tube Exchanger									
	Water Flow	m³/h	120	145	160	171	194	206	217	241	256	291
	Water Pressure Drop	kPa	70	70	70	70	70	70	70	70	70	70
	Water Pipe Connection	DN	100FLG*2	125FLG*2	125FLG*2	125FLG*2	150FLG*2	150FLG*2	125FLG*3	125FLG*3	125FLG*3	150FLG*3
	Max. Working Pressure	MPa	1.6 MPa									
Heat Recovery (Optional)	Type	-	High Efficiency Shell and Tube Exchanger									
	Water Flow	m³/h	30.6	36.9	40.9	43.6	49.4	52.6	55.4	61.3	65.4	74.1
	Water Pressure Drop	kPa	45	45	45	45	45	45	45	45	45	45
	Water Pipe Connection	DN	65FLG*2	65FLG*2	65FLG*2	65FLG*2	65FLG*2	65FLG*2	65FLG*3	65FLG*3	65FLG*3	65FLG*3
	Max. Working Pressure	MPa	1.6 MPa									
Noise Level		dB(A)	81.3	82.1	82.2	83.2	84.6	84.9	83.6	83.7	84.7	86.1
Weight	Net Weight	kg	8000	9000	9600	10200	11000	11600	13500	14400	15300	16500
	Operating Weight	kg	8600	9600	10200	10800	11600	12200	14400	15300	16200	17400
	Shipping Weight	kg	8100	9100	9700	10300	11100	11700	13650	14550	15450	16650
Dimension	Width	mm	2235	2235	2235	2235	2235	2235	2235	2235	2235	2235
	Depth	mm	6870	8800	8800	10730	10730	10730	13200	13200	16095	16095
	Height	mm	2400	2400	2400	2400	2400	2400	2400	2400	2400	2400

Specification

R134a / T1

Model Heat Pump		MASH-C3D2	192	220	264	301	358	420	484	563
Model Cooling Only		MASC-C3D2	192	220	264	301	358	420	484	563
Nominal Cooling Capacity		kW	192	220	264	301	358	420	484	563
Nominal Heating Capacity		kW	215	246	296	337	401	470	542	631
Heat Recovery Capacity(Option)		kW	48	55	66	75	90	105	121	141
Power Supply		-	380~400V/50Hz/3Ph							
Power Input	Cooling	kW	58	68	79	90	108	125	145	167
	Heating	kW	56	66	77	87	105	121	141	162
Current	Starting	A	465	549	536	720	872	1005	1167	1346
	Nominal Running	A	103	122	141	160	194	223	259	299
	Max. Running	A	129	152	177	200	242	279	324	374
Compressor	Type	-	Semi-Hermetic Screw Compressor							
	Quantity	pcs	1	1	1	1	1	1	1	1
	Rated Power Input	kW	52	61	72	81	99	113	131	149
	Starting Type	-	Y-△							
	Capacity Adjusting	%	25%-100% 4 Step Control							
Refrigerant	Type	-	R134a							
	Charge Volume	kg	60	65	80	90	105	130	143	165
Control Mode		-	Microprocessor Control (PLC)							
Protection		-	Power Prtn, Oil Level Prtn, High/Low Pressure Prtn,Overheat Prtn,Overload Prtn,Water flow prtn, Anti-Freeze Prtn etc.							
Condenser	Type	-	Hyfrophilic Fins+High Efficiency Inner Grooved Cooper Tubes							
	Fan Type	-	Weather-Proff/Low Noise/High Efficiency Axial Fan							
	Fan Quantity	pcs	4	4	6	6	8	8	8	10
	Fan Air Volume	m³/h	80000	96000	120000	144000	160000	176000	192000	200000
	Fan Power Input	kW	6.0	7.2	7.2	9.0	9.6	12.0	14.4	18.0
Evaporator	Type	-	High Efficiency Shell and Tube Exchanger							
	Water Flow	m³/h	33	38	45	52	62	72	83	97
	Water Pressure Drop	kPa	70	70	70	70	70	70	70	70
	Water Pipe Connection	DN	80FLG	80FLG	100FLG	100FLG	100FLG	125FLG	125FLG	125FLG
	Max. Working Pressure	MPa	1.6 MPa							
Heat Recovery (Optional)	Type	-	High Efficiency Shell and Tube Exchanger							
	Water Flow	m³/h	8.3	9.5	11.4	12.9	15.4	18.1	20.8	24.2
	Water Pressure Drop	kPa	45	45	45	45	45	45	45	45
	Water Pipe Connection	DN	50FLG	50FLG	50FLG	50FLG	65FLG	65FLG	65FLG	65FLG
	Max. Working Pressure	MPa	1.6 MPa							
Noise Level		dB(A)	77.6	78.5	80.1	81.2	82.3	83.1	83.6	84.4
Weight	Net Weight	kg	2950	3250	4050	4100	4700	5000	5200	5900
	Operating Weight	kg	3200	3500	4300	4400	5000	5300	5500	6200
	Shipping Weight	kg	3000	3300	4100	4150	4750	5050	5250	5950
Dimension	Width	mm	2235	2235	2235	2235	2235	2235	2235	2235
	Depth	mm	2460	2460	3435	3435	4650	4650	4650	5600
	Height	mm	2400	2400	2400	2400	2400	2400	2400	2400

MEGA Air Conditioning Equipment

R134a / T1

Model Heat Pump		MASH-C3D2	602	716	840	968	1126	1260	1452	1689
Model Cooling Only		MASC-C3D2	602	716	840	968	1126	1260	1452	1689
Nominal Cooling Capacity		kW	602	716	840	968	1126	1260	1452	1689
Nominal Heating Capacity		kW	674	802	941	1084	1226	1411	1626	1892
Heat Recovery Capacity(Option)		kW	151	179	210	242	282	315	363	422
Power Supply		-	380~400V/50Hz/3Ph							
Power Input	Cooling	kW	179	217	250	290	335	375	435	502
	Heating	kW	174	210	242	281	325	363	422	487
Current	Starting	A	800	969	1116	1297	1495	1139	1323	1525
	Nominal Running	A	320	388	447	519	598	670	778	897
	Max. Running	A	400	484	558	648	748	837	973	1121
Compressor	Type	-	Semi-Hermetic Screw Compressor							
	Quantity	pcs	2	2	2	2	2	2	2	2
	Rated Power Input	kW	161	198	226	261	299	339	392	448
	Starting Type	-	Y-△							
	Capacity Adjusting	%	12.5%-100% 8 Step Control							
Refrigerant	Type	-	R134a							
	Charge Volume	kg	180	210	260	286	330	390	429	495
Control Mode		-	Microprocessor Control (PLC)							
Protection		-	Power Prtn, Oil Level Prtn, High/Low Pressure Prtn,Overheat Prtn,Overload Prtn,Water flow prtn, Anti-Freeze Prtn etc.							
Condenser	Type	-	Hyfrophilic Fins+High Efficiency Inner Grooved Cooper Tubes							
	Fan Type	-	Weather-Proff/Low Noise/High Efficiency Axial Fan							
	Fan Quantity	pcs	12	16	16	16	20	24	24	30
	Fan Air Volume	m³/h	288000	320000	352000	384000	400000	528000	576000	600000
	Fan Power Input	kW	18.0	19.2	24.0	28.8	36.0	36.0	43.2	54.0
Evaporator	Type	-	High Efficiency Shell and Tube Exchanger							
	Water Flow	m³/h	104	123	145	167	194	217	250	291
	Water Pressure Drop	kPa	70	70	70	70	70	70	70	70
	Water Pipe Connection	DN	100FLG*2	100FLG*2	125FLG*2	125FLG*2	125FLG*2	125FLG*3	150FLG*3	150FLG*3
	Max. Working Pressure	MPa	1.6 MPa							
Heat Recovery (Optional)	Type	-	High Efficiency Shell and Tube Exchanger							
	Water Flow	m³/h	25.9	30.8	36.1	41.6	48.4	54.2	62.4	72.6
	Water Pressure Drop	kPa	45	45	45	45	45	45	45	45
	Water Pipe Connection	DN	65FLG*2	65FLG*2	65FLG*2	65FLG*2	65FLG*2	65FLG*2	65FLG*2	65FLG*2
	Max. Working Pressure	MPa	1.6 MPa							
Noise Level		dB(A)	82.2	83.3	84.1	84.6	85.4	85.1	85.6	86.4
Weight	Net Weight	kg	8200	9400	10000	10400	11800	15000	15600	17700
	Operating Weight	kg	8800	10000	10600	11000	12400	15900	16500	18600
	Shipping Weight	kg	8300	9500	10100	10500	11900	15150	15750	17850
Dimension	Width	mm	2235	2235	2235	2235	2235	2235	2235	2235
	Depth	mm	6870	9300	9300	9300	11200	13950	13950	16800
	Height	mm	2400	2400	2400	2400	2400	2400	2400	2400

WATER COOLED SCREW CHILLER

Cooling Only
R22 275 kW~3600 kW
R134a 245 kW~1820 kW

Features and benefits

High efficiency compressor

- Advanced twin screw compressor with optimum structure can realize automatic stepless or 4 steps capacity control to achieve high efficiency.
- Running noise is low thanks to low friction area inside the compressor.
- The compressor has a long lifetime profiting from high performance of interior oil segregator.



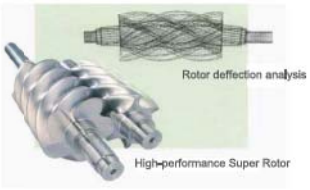

Precise Control

- Adopt the outer balance type thermal expansion valve, superior quality.

Complete protections ensure high reliability and stability

- Compressor overload protection
- Overheat protection
- Wrong or reverse phase protection
- High/low pressure protection
- Oil level protection
- Chilled or cooling water shortage protection
- Anti-freezing protection for chiller water
- Temperature sensor or communication failure malfunction alarm

Highly efficient and reliable heat exchanger

- Flooded type (optional) / dry type evaporator and shell & tube condenser, with unique heat exchanger structure and optimum copper pipe combination, enhance the heat emission and exchange efficiency greatly.
- Self-cleaning, high intensity and anti-shaking design ensure the heat exchanger unstained, reliable, quiet.



Shell & tube heat exchanger (dry type)

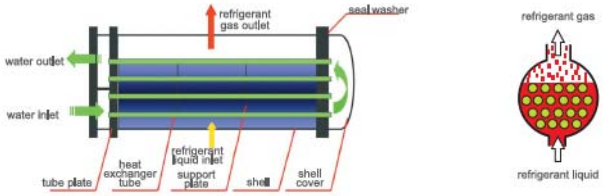

shell & tube heat exchanger (flooded type)

Control functions

- Distant control function
- Multiple operation control function: cooling, self-diagnostic, manual changeover
- Record the malfunction query function
- User-friendly operation touch controller
- Intelligent control compatible with most communication

Network communication

- Support multiple electronic communication protocol
- Group control for multiple master units & Network communication with multiple intelligent equipments
- Compressors start up in sequence and balance the friction each other
- Self-diagnostic & Self-lock function
- Fully automatically energy saving operation

*Heat pump application (Water source/Ground source) is available up to requirement.

Nominal operating condition and Operating range

Item	Nominal Cooling Operating Condition				Operating Range			
	Chilled Water		Cooling Water		Chilled Water		Cooling Water	
Temp.	Inlet water temp.(℃)	Outlet water temp.(℃)	Inlet water temp.(℃)	Outlet water temp.(℃)	Outlet water temp.(℃)	Temp. difference between inlet and outlet (℃)	Inlet water temp.(℃)	Temp. difference between inlet and outlet (℃)
Cooling	12	7	30	35	5~15	2~8	20~40	2~10

Specification

R22 (Dry Type)

Specification		MWSC-A3D2	310	360	420	510	580	670	760	840	910	1010	1170	1310	1510	1680	1810	2020
Nominal Cooling Capacity		kW	308	356	424	505	583	656	757	840	905	1010	1166	1312	1514	1680	1810	2020
		RT	88	101	121	144	166	187	215	239	257	287	332	373	430	478	515	574
Power Supply		-	380V/50Hz/3Ph															
Power Input	Cooling	kW	61	71	86	99	114	126	149	165	175	194	228	252	298	330	350	388
Current	Nominal Running	A	105	122	145	168	193	214	276	298	293	325	386	428	552	596	586	650
	Starting	A	296	394	437	467	506	574	756	848	895	998	1187	1303	1402	1598	1855	2071
	Max. Running	A	156	186	220	300	334	384	431	455	507	600	668	768	862	910	1014	1200
Compressor	Type	-	Semi-Hermetic Screw Compressors															
	Quantity	-	1	1	1	1	1	1	1	1	1	1	2	2	2	2	2	2
	Starting Type	-	Y-△															
	Capacity Adjusting	%	25%-100% 4 Step Control Or Stepless Control										12.5%-100% 8 Step Control Or Stepless Control					
	Refrigerant Charge/R22	kg	55	60	70	85	95	105	120	135	145	160	95*2	105*2	120*2	135*2	145*2	160*2
Control Mode		-	PLC Microprecossor Control															
Protection		-	High/Low pressure prtn, Short of water prtn, Anti-freeze prtn, Phase prtn, Overload prtn, Overheat prtn, Oilevel prtn, etc.															
Evaporator	Type	-	Shell & Tube (Dry Type)															
	Water Flow	m³/h	53	61	73	87	100	113	130	144	156	174	201	226	260	289	311	347
	Water Pressure Drop	kPa	65	72	75	78	82	75	85	78	85	90	76	98	79	87	93	99
	Flow Circuit	-	1	1	1	1	1	1	1	1	1	1	1	1	1	1	1	1
	Connection Pipe	DN/mm	100	100	125	125	125	150	150	150	150	150	150	200	200	200	200	200
	Fouling Factor	-	0.018m²·℃/kW															
	Working Pressure	MPa	1.0 MPa															
Condenser	Type	-	Shell & Tube															
	Water Flow	m³/h	63	73	88	104	120	135	156	173	186	207	240	269	312	346	372	414
	Water Pressure Drop	kPa	57	59	38	38	37	36	47	45	44	44	88	89	96	98	98	99
	Flow Circuit	-	2	2	2	2	2	2	2	2	2	2	2	2	2	2	2	2
	Connection Pipe	DN/mm	100	100	125	125	125	150	150	150	150	150	150	200	200	200	200	200
	Fouling Factor	-	0.044m²·℃/kW															
	Working Pressure	MPa	1.0 MPa															
Weight	Net Weight	kg	1810	1860	2050	2430	2500	2830	3220	3530	3710	3930	4720	5070	6030	6480	6770	7200
	Operating Weight	kg	1920	1980	2180	2580	2680	3030	3570	3880	4020	4250	5220	5620	6630	7080	7420	8000
Dimension	Width	mm	3050	3050	3050	3250	3250	3350	3450	3450	3500	3500	4750	4750	4950	5200	5250	5300
	Depth	mm	1250	1250	1250	1380	1400	1480	1500	1550	1580	1650	1580	1650	1680	1720	1750	1800
	Height	mm	1680	1720	1720	1760	1760	1810	1810	1900	1950	1950	1860	1860	1980	1980	2100	2150

R134a (Dry Type)

Specification		MWSC-C3D2	260	321	380	430	490	540	580	670	770	870	990	1070	1160	1350
Nominal Cooling Capacity		kW	256	321	383	434	493	536	582	674	766	868	986	1072	1164	1348
		RT	73	91	109	123	140	152	165	192	218	247	280	305	331	383
Power Supply		-	380V/50Hz/3Ph													
Power Input	Cooling	kW	49	62	73	80	91	100	108	124	146	160	182	200	216	248
Current	Nominal Running	A	86	106	125	138	156	173	187	212	250	276	312	346	374	424
	Starting	A	262	308	332	463	510	545	595	756	527	680	759	816	890	1091
	Max. Running	A	134	167	195	217	249	271	295	335	390	434	498	542	590	670
Compressor	Type	-	Semi-Hermetic Screw Compressors													
	Quantity	-	1	1	1	1	1	1	1	1	2	2	2	2	2	2
	Starting Type	-	Y-△													
	Capacity Adjusting	%	25%-100% 4 Step Control Or Stepless Control								12.5%-100% 8 Step Control Or Stepless Control					
	Refrigerant Charge/R134a	kg	60	75	80	90	105	115	125	140	80*2	90*2	105*2	115*2	125*2	140*2
Control Mode		-	PLC Microprecossor Control													
Protection		-	High/Low pressure prtn, Short of water prtn, Anti-freeze prtn, Phase prtn, Overload prtn, Overheat prtn, Oilevel prtn, etc.													
Evaporator	Type	-	Shell & Tube (Dry Type)													
	Water Flow	m³/h	44	55	66	75	85	92	100	116	132	149	170	184	200	232
	Water Pressure Drop	kPa	75	77	80	65	75	86	88	78	96	78	80	82	85	87
	Flow Circuit	-	1	1	1	1	1	1	1	1	1	1	1	1	1	1
	Connection Pipe	DN/mm	80	100	125	125	125	125	125	150	150	150	150	150	200	200
	Fouling Factor	-	0.018m²·℃/kW													
	Working Pressure	MPa	1.0 MPa													
Condenser	Type	-	Shell & Tube													
	Water Flow	m³/h	52	66	78	88	100	109	119	137	157	177	201	219	237	275
	Water Pressure Drop	kPa	55	38	40	43	45	45	47	47	72	77	86	89	90	92
	Flow Circuit	-	2	2	2	2	2	2	2	2	2	2	2	2	2	2
	Connection Pipe	DN/mm	80	100	125	125	125	125	125	150	150	150	150	150	200	200
	Fouling Factor	-	0.044m²·℃/kW													
	Working Pressure	MPa	1.0 MPa													
Weight	Net Weight	kg	1880	2130	2180	2500	2880	2980	3130	3360	4070	4540	5560	5750	6020	6330
	Operating Weight	kg	2050	2320	2360	2750	3160	3280	3450	3700	4460	4980	6110	6320	6620	6850
Dimension	Width	mm	2980	3180	3180	3180	3465	3465	3480	3480	4750	4800	5050	5100	5100	5150
	Depth	mm	1245	1270	1270	1385	1385	1395	1450	1475	1385	1465	1515	1525	1550	1605
	Height	mm	1680	1720	1720	1720	1760	1830	1830	1880	1750	1810	1930	1930	2030	2070

MEGA Air Conditioning Equipment

R22 (Flooded Type)

Specification		MWSC-A3F	275	345	416	525	630	680	768	892	957	1095	1195	1340	1550	1800
Nominal Cooling Capacity		kW	275	345	416	525	630	680	768	892	957	1095	1195	1340	1550	1800
		RT	78	98	118	149	179	193	218	254	272	311	340	381	441	512
Power Supply		-	380~400V/50Hz/3Ph													
Power Input	Cooling	kW	53	64	77	96	116	124	138	158	173	193	212	238	275	319
Current	Nominal Running	A	96	118	138	171	208	217	252	279	305	340	364	406	471	541
	Starting	A	672	826	966	1197	1456	1519	1764	1953	2135	2380	2548	2842	3297	3787
	Max. Running	A	120	148	173	214	260	271	315	349	381	425	455	508	589	676
Compressor	Type	-	Semi-Hermetic Screw Compressors													
	Quantity	-	1	1	1	1	1	1	1	1	1	1	1	1	1	1
	Starting Type	-	Y-△													
	Capacity Adjusting	%	25%-100% 4 Step Control													
	Refrigerant Charge/R22	kg	100	115	115	120	175	175	160	205	205	215	245	260	300	330
Control Mode		-	PLC Microprecossor Control													
Protection		-	High/Low pressure prtn, Short of water prtn, Anti-freeze prtn, Phase prtn, Overload prtn, Overheat prtn, Oilevel prtn, etc.													
Evaporator	Type	-	Shell & Tube (Flooded Type)													
	Water Flow	m³/h	47	59	72	90	108	117	132	153	165	188	206	230	267	310
	Water Pressure Drop	kPa	45	45	45	48	78	78	81	78	77	77	85	85	85	85
	Flow Circuit	-	2	2	2	2	2	2	2	2	2	2	2	2	2	2
	Connection Pipe	DN/mm	100	100	100	125	125	125	150	150	150	150	200	200	200	200
	Fouling Factor		0.044m²·℃/kW													
	Working Pressure	MPa	1.0 MPa													
Condenser	Type	-	Shell & Tube													
	Water Flow	m³/h	59	74	89	113	135	146	165	192	206	235	257	288	333	387
	Water Pressure Drop	kPa	50	52	52	55	80	80	80	80	80	80	88	88	88	88
	Flow Circuit	-	2	2	2	2	2	2	2	2	2	2	2	2	2	2
	Connection Pipe	DN/mm	100	100	125	125	150	150	150	150	150	200	200	200	200	250
	Fouling Factor	-	0.086m²·℃/kW													
	Working Pressure	MPa	1.0 MPa													
Noise Level		dB(A)	<65	<65	<65	<65	<65	<65	<70	<70	<70	<70	<70	<70	<75	<75
Weight	Net Weight	kg	2400	2550	2800	3100	3500	3550	3600	4000	4000	4350	5550	5800	7000	7200
	Operating Weight	kg	2570	2730	3000	3320	3750	3800	3850	4280	4280	4650	5940	6210	7490	7700
Dimension	Width	mm	1120	1120	1260	1260	1350	1350	1400	1500	1500	1400	1550	1550	2200	2200
	Depth	mm	3100	3100	3100	3000	3650	3650	3550	3600	3600	3700	3750	3750	3700	3800
	Height	mm	1700	1700	1800	1850	1950	1950	2000	2050	2050	2050	2300	2300	2850	2850

R22 (Flooded Type)

Specification		MWSC-A3F	550	690	832	950	1050	1160	1260	1360	1448	1524	1654
Nominal Cooling Capacity		kW	550	690	832	950	1050	1160	1260	1360	1448	1524	1654
		RT	156	196	237	270	299	330	358	387	412	433	470
Power Supply		-	380~400V/50Hz/3Ph										
Power Input	Cooling	kW	105	127	155	178	192	214	232	248	262	276	296
Current	Nominal Running	A	192	236	276	315	342	381	416	434	469	504	531
	Starting	A	768	944	1104	1260	1368	1524	1664	1736	1876	2016	2124
	Max. Running	A	240	295	345	394	428	476	520	543	586	630	664
Compressor	Type	-	Semi-Hermetic Screw Compressors										
	Quantity	-	2	2	2	2	2	2	2	2	2	2	2
	Starting Type	-	Y-△										
	Capacity Adjusting	%	12.5%-100% 8 Step Control										
	Refrigerant Charge/R22	kg	190	220	240	280	320	350	350	410	410	410	425
Control Mode		-	PLC Microprecossor Control										
Protection		-	High/Low pressure prtn, Short of water prtn, Anti-freeze prtn, Phase prtn, Overload prtn, Overheat prtn, Oilevel prtn, etc.										
Evaporator	Type	-	Shell & Tube (Flooded Type)										
	Water Flow	m³/h	95	119	143	163	181	200	217	234	249	262	284
	Water Pressure Drop	kPa	62	63	62	62	63	60	66	60	66	72	67
	Flow Circuit	-	2	2	2	2	2	2	2	2	2	2	2
	Connection Pipe	DN/mm	125	125	150	150	150	200	200	200	200	200	200
	Fouling Factor	-	0.044m²·℃/kW										
	Working Pressure	MPa	1.0 MPa										
Condenser	Type	-	Shell & Tube										
	Water Flow	m³/h	118	148	179	204	226	249	271	292	311	328	356
	Water Pressure Drop	kPa	55	55	58	58	58	60	60	60	58	60	60
	Flow Circuit	-	2	2	2	2	2	2	2	2	2	2	2
	Connection Pipe	DN/mm	125	150	150	150	200	200	200	200	200	200	200
	Fouling Factor	-	0.086m²·℃/kW										
	Working Pressure	MPa	1.0 MPa										
Noise Level		dB(A)	<75	<75	<75	<75	<75	<75	<82	<82	<82	<82	<82
Weight	Net Weight	kg	4000	4400	4800	5400	5800	6400	6500	7100	7150	7150	7700
	Operating Weight	kg	4280	4710	5140	5780	6210	6850	6960	7600	7650	7650	8240
Dimension	Width	mm	1450	1500	1600	1650	1600	1650	1650	1700	1800	1800	1800
	Depth	mm	4500	4650	4550	4600	4700	4700	4700	4700	4600	4600	4600
	Height	mm	1900	1900	1950	1950	2000	2150	2150	2150	2250	2250	2250

Specification

R22 (Flooded Type)

Specification		MWSC-A3F	1784	1860	1914	2190	2390	2680	2890	3100	3350	3600
Nominal Cooling Capacity		kW	1784	1860	1914	2190	2390	2680	2890	3100	3350	3600
		RT	507	529	544	623	680	762	822	881	953	1024
Power Supply		-	380~400V/50Hz/3Ph									
Power Input	Cooling	kW	315	330	339	386	414	476	513	550	594	638
Current	Nominal Running	A	558	584	610	680	728	812	893	942	1012	1082
	Starting	A	2232	2336	2440	2720	2912	3248	3572	3768	4048	4328
	Max. Running	A	698	730	763	850	910	1015	1116	1178	1265	1353
Compressor	Type	-	Semi-Hermetic Screw Compressors									
	Quantity	-	2	2	2	2	2	2	2	2	2	2
	Starting Type	-	Y-△									
	Capacity Adjusting	%	12.5%-100% 8 Step Control									
	Refrigerant Charge/R22	kg	470	470	470	505	710	750	800	835	875	900
Control Mode		-	PLC Microprecossor Control									
Protection		-	High/Low pressure prtn, Short of water prtn, Anti-freeze prtn, Phase prtn, Overload prtn, Overheat prtn, Oillevel prtn, etc.									
Evaporator	Type	-	Shell & Tube (Flooded Type)									
	Water Flow	m^3/h	307	320	329	377	411	461	497	533	576	619
	Water Pressure Drop	kPa	63	67	72	65	75	75	115	115	116	116
	Flow Circuit	-	2	2	2	2	2	2	2	2	2	2
	Connection Pipe	DN/mm	200	200	200	250	250	250	250	250	300	300
	Fouling Factor	-	$0.044m^2 \cdot ℃/kW$									
	Working Pressure	MPa	1.0 MPa									
Condenser	Type	-	Shell & Tube									
	Water Flow	m^3/h	384	400	412	471	514	576	621	667	720	774
	Water Pressure Drop	kPa	55	60	62	58	80	80	111	111	112	114
	Flow Circuit	-	2	2	2	2	2	2	2	2	2	
	Connection Pipe	DN/mm	250	250	250	250	250	250	300	300	300	300
	Fouling Factor	-	$0.086m^2 \cdot ℃/kW$									
	Working Pressure	MPa	1.0 MPa									
Noise Level		dB(A)	<82	<82	<83	<84	<85	<86	<87	<88	<89	<90
Weight	Net Weight	kg	8380	8380	8380	8800	11200	11500	11850	12750	13350	13550
	Operating Weight	kg	8970	8970	8970	9420	11980	12310	12680	13640	14280	14500
Dimension	Width	mm	1800	1800	1800	1950	2050	2050	2300	2300	2350	2350
	Depth	mm	4850	4850	4850	4650	5400	5400	5950	5950	5850	5850
	Height	mm	2300	2300	2300	2300	2500	2500	3000	3000	3050	3050

R134a (Flooded Type)

Specification		MWSC-C3F	245	288	320	365	420	465	530	582	655	730	840	980	1120
Nominal Cooling Capacity		kW	245	288	320	365	420	465	530	582	655	730	840	980	1120
		RT	70	82	91	104	119	132	151	165	186	208	239	279	318
Power Supply		-	380~400V/50Hz/3Ph												
Power Input	Cooling	kW	44	52	58	65	74	82	93	103	114	127	149	174	198
Current	Nominal Running	A	75	89	98	111	126	140	159	174	193	215	265	305	347
	Starting	A	526	620	687	777	880	977	1110	1221	1353	1504	1856	2137	2430
	Max. Running	A	94	111	123	139	157	175	198	218	242	269	332	382	434
Compressor	Type	-	Semi-Hermetic Screw Compressors												
	Quantity	-	1	1	1	1	1	1	1	1	1	1	1	1	1
	Starting Type	-	Y-△												
	Capacity Adjusting	%	25%-100% 4 Step Control												
	Refrigerant Charge/R134a	kg	100	115	110	125	115	120	145	150	175	160	215	215	240
Control Mode		-	PLC Microprecossor Control												
Protection		-	High/Low pressure prtn, Short of water prtn, Anti-freeze prtn, Phase prtn, Overload prtn, Overheat prtn, Oillevel prtn, etc.												
Evaporator	Type	-	Shell & Tube (Flooded Type)												
	Water Flow	m^3/h	42	50	55	63	72	80	91	100	113	126	169	169	193
	Water Pressure Drop	kPa	45	44	45	45	44	44	79	78	86	84	85	85	82
	Flow Circuit	-	2	2	2	2	2	2	2	2	2	2	2	2	2
	Connection Pipe	DN/mm	100	100	100	100	125	125	125	125	125	125	150	150	200
	Fouling Factor	-	$0.044m^2 \cdot ℃/kW$												
	Working Pressure	MPa	1.0 MPa												
Condenser	Type	-	Shell & Tube												
	Water Flow	m^3/h	53	62	69	78	90	100	114	125	141	157	211	211	241
	Water Pressure Drop	kPa	45	48	45	45	50	45	76	76	76	76	78	78	87
	Flow Circuit	-	2	2	2	2	2	2	2	2	2	2	2	2	2
	Connection Pipe	DN/mm	100	100	100	125	125	125	125	125	150	150	150	150	200
	Fouling Factor	-	$0.086m^2 \cdot ℃/kW$												
	Working Pressure	MPa	1.0 MPa												
Noise Level		dB(A)	<65	<65	<65	<65	<65	<65	<70	<70	<70	<70	<70	<75	<75
Weight	Net Weight	kg	2600	2700	2800	3000	3100	3300	3600	3700	3800	4200	5050	5050	6300
	Operating Weight	kg	2780	2890	3000	3210	3320	3530	3850	3960	4070	4490	5400	5400	6740
Dimension	Width	mm	1100	1100	1100	1100	1150	1250	1300	1300	1300	1300	2100	2100	2100
	Depth	mm	3100	3100	3100	3100	3100	3000	3500	3500	3650	3550	3650	3650	3750
	Height	mm	1750	1750	1750	1800	1800	1850	2000	2000	2000	2000	2800	2800	2800

R134a (Flooded Type)

Specification		MWSC-C3F	640	698	730	785	840	885	930	995	1060
Nominal Cooling Capacity		kW	640	698	730	785	840	885	930	995	1060
		RT	182	198	208	223	239	252	264	283	301
Power Supply		-	380~400V/50Hz/3Ph								
Power Input	Cooling	kW	116	125	131	140	148	156	164	176	187
Current	Nominal Running	A	196	212	222	237	251	265	279	298	317
	Starting	A	785	848	888	948	1006	1060	1117	1192	1268
	Max. Running	A	245	265	278	296	314	331	349	373	396
Compressor	Type	-	Semi-Hermetic Screw Compressors								
	Quantity	-	2	2	2	2	2	2	2	2	2
	Starting Type	-	Y-△								
	Capacity Adjusting	%	12.5%-100% 8 Step Control								
	Refrigerant Charge/R134a	kg	225	225	225	245	245	300	300	340	340
Control Mode		-	PLC Microprecossor Control								
Protection		-	High/Low pressure prtn, Short of water prtn, Anti-freeze prtn, Phase prtn, Overload prtn, Overheat prtn, Oillevel prtn, etc.								
Evaporator	Type	-	Shell & Tube (Flooded Type)								
	Water Flow	m^3/h	110	120	126	135	144	152	160	171	182
	Water Pressure Drop	kPa	66	61	70	60	68	61	69	60	68
	Flow Circuit	-	2	2	2	2	2	2			
	Connection Pipe	DN/mm	150	150	150	150	150	150	150	150	200
	Fouling Factor	-	$0.044m^2 \cdot ℃/kW$								
	Working Pressure	MPa	1.0 MPa								
Condenser	Type	-	Shell & Tube								
	Water Flow	m^3/h	138	150	157	169	181	190	200	214	228
	Water Pressure Drop	kPa	52	52	58	50	55	50	52	50	55
	Flow Circuit	-	2	2	2	2	2	2	2	2	2
	Connection Pipe	DN/mm	150	150	150	150	150	150	150	200	200
	Fouling Factor		$0.086m^2 \cdot ℃/kW$								
	Working Pressure	MPa	1.0 MPa								
Noise Level		dB(A)	<75	<75	<75	<75	<75	<75	<82	<82	<82
Weight	Net Weight	kg	4850	4950	5000	5300	5350	5650	5700	6200	6250
	Operating Weight	kg	5190	5300	5350	5670	5720	6050	6100	6630	6690
Dimension	Width	mm	1450	1450	1450	1500	1500	1550	1550	1750	1750
	Depth	mm	4650	4650	4650	4550	4550	4600	4600	4700	4700
	Height	mm	1900	1900	1900	1950	1950	1950	1950	2150	2150

R134a (Flooded Type)

Specification		MWSC-C3F	1115	1170	1240	1310	1390	1460	1520	1680	1820
Nominal Cooling Capacity		kW	1115	1170	1240	1310	1390	1460	1520	1680	1820
		RT	317	333	353	372	395	415	432	478	517
Power Supply		-	380~400V/50Hz/3Ph								
Power Input	Cooling	kW	196	205	217	228	241	253	270	298	323
Current	Nominal Running	A	333	349	368	387	408	430	485	530	571
	Starting	A	1332	1395	1472	1546	1632	1719	1939	2122	2282
	Max. Running	A	416	436	460	483	510	537	606	663	713
Compressor	Type	-	Semi-Hermetic Screw Compressors								
	Quantity	-	2	2	2	2	2	2	2	2	2
	Starting Type	-	Y-△								
	Capacity Adjusting	%	12.5%-100% 8 Step Control								
	Refrigerant Charge/R134a	kg	320	320	350	350	410	410	480	540	560
Control Mode		-	PLC Microprecossor Control								
Protection		-	High/Low pressure prtn, Short of water prtn, Anti-freeze prtn, Phase prtn, Overload prtn, Overheat prtn, Oillevel prtn, etc.								
Evaporator	Type	-	Shell & Tube (Flooded Type)								
	Water Flow	m^3/h	192	200	213	225	240	251	261	289	313
	Water Pressure Drop	kPa	68	68	68	68	68	68	90	90	116
	Flow Circuit	-			2	2	2	2	2	2	2
	Connection Pipe	DN/mm	200	200	200	200	200	200	200	200	200
	Fouling Factor	-	$0.044m^2 \cdot ℃/kW$								
	Working Pressure	MPa	1.0 MPa								
Condenser	Type	-	Shell & Tube								
	Water Flow	m^3/h	240	252	267	282	299	314	327	361	391
	Water Pressure Drop	kPa	50	52	50	55	50	55	80	82	101
	Flow Circuit	-	2	2	2	2	2	2	2	2	2
	Connection Pipe	DN/mm	200	200	200	200	200	200	250	250	250
	Fouling Factor	-	$0.086m^2 \cdot ℃/kW$								
	Working Pressure	MPa	1.0 MPa								
Noise Level		dB(A)	<82	<82	<82	<82	<83	<84	<85	<86	<87
Weight	Net Weight	kg	6450	6500	7000	7100	7400	7500	8700	9700	10050
	Operating Weight	kg	6900	6960	7490	7600	7920	8030	9310	10380	10750
Dimension	Width	mm	1750	1750	1850	1850	1900	1900	1900	2000	2100
	Depth	mm	4700	4700	4700	4700	4600	4600	5150	5300	5850
	Height	mm	2150	2150	2150	2150	2250	2250	2350	2400	2850

HOW TO READ THE MODELS

M FC 02 CL 23 / 1 P1 L

L: Left
R: Right

Static Pressure:
P1: 12 Pa, HP1: 80/60 Pa
P2: 30 Pa, HP2: 130/110 Pa
P3: 50 Pa, HP3: 180/160 Pa

Power Supply:
1=220~230 V/50 Hz/1 Phase
2=220~230 V/60 Hz/1 Phase
5=110~115 V/60 Hz/1 Phase

Coil Layout:
22: 2 Pipes-2 Rows
23: 2 Pipes-3 Rows
24: 2 Pipes-4 Rows
43: 4 Pipes-3 Rows Cooling+1 Row Heating

Product Type:
CL: Ceiling Concealed Large Drain Pan Type without plenum
CLB/CLD: Ceiling Concealed Large Drain Pan Type with back/down return plenum
CTL: Ceiling Concealed Large Drain Pan Type Ultra Thin 185mm height with back return plenum
CS: Ceiling Concealed Small Drain Pan Type without plenum
CSB/CSD: Ceiling Concealed Small Drain Pan Type with back/down return plenum
CT: Ceiling Concealed Small Drain Pan Type Ultra Thin 180mm height with back return plenum
CHB/CHD: Ceiling Concealed Large Air Flow & High Static Pressure Type with back/down return plenum
VE: Vertical Exposed Type
CAS: Cassette One-Way
CAQ: Cassette Four-Way 2 Pipe/4 Pipe System
WM: Wall Mounted Type

Air Flow: x100 CFM

Fan Coil

MEGA A/C

Large Drain Pan Type



Air Flow: 170~2420 m³/h
100~1424 CFM
Cooling Capacity: 1.40~12.49 kW

Features and benefits

- MEGA unique design: Drainage vent is set at the rock bottom of the coil, besides, the copper tube is going in/out straightly into the Aluminum fins, which makes sure that water can be completely drained out of the coil in winter time to avoid frozen damage.

- Slant positioned coil can enlarge the air flow facing area in order to increase the unit's efficiency. The drawer design of coil makes it simple to change the unit pipe connection between right and left, which makes the installation and repairing work much convenient.

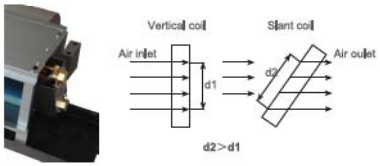

- High efficiency with seamless copper tube mechanically expanded to aluminum fins.

- High reliability and fire resistance by galvanized steel fan blade and shell.

- Tight combination between fan blower and its casing reduces the air resistance, therefore, the efficiency is increased, at the same time, noise level is reduced.

- 8 mm slope of the drain pan ensures the condensing water going smoothly to the lowest drainage outlet point to be drained out.

MEGA
Air Conditioning Equipment

Specification

2 Pipes 2 Rows

Specification		Model	FC02	FC03	FC04	FC05	FC06	FC08	FC10	FC12	FC14
Air Flow	H	CFM	224	312	424	529	635	876	1029	1271	1424
		m³/h	380	530	720	900	1080	1490	1750	2160	2420
	M	CFM	168	234	318	397	476	723	849	1048	1153
		m³/h	285	398	540	675	810	1229	1444	1782	1960
	L	CFM	112	156	212	265	318	548	644	794	890
		m³/h	190	265	360	450	540	931	1094	1350	1513
Total Cooling Capacity	H	kW	1.92	2.74	3.68	4.53	5.40	6.59	7.60	9.32	10.01
	M	kW	1.73	2.48	3.36	4.15	4.85	5.60	6.94	8.40	9.20
	L	kW	1.40	2.04	2.71	3.34	3.90	4.85	5.60	6.79	7.43
Sensible Cooling Capacity	H	kW	1.64	2.32	3.12	4.23	4.81	5.79	6.71	8.13	8.65
	M	kW	1.38	1.96	2.64	3.66	4.06	4.61	5.72	6.76	7.30
	L	kW	0.97	1.33	1.82	2.27	2.57	3.25	3.81	4.62	4.98
Heating Capacity	H	kW	3.07	4.39	5.89	7.25	8.64	10.54	12.20	14.92	16.02
	M	kW	2.67	3.81	4.94	6.49	7.31	8.22	9.65	11.73	12.74
	L	kW	2.21	3.24	4.36	5.36	6.22	7.76	8.96	10.86	11.89
Power Input	12 Pa-H	W	28	34	55	68	87	125	152	185	205
	30 Pa-H	W	42	55	68	87	108	142	174	210	253
	50 Pa-H	W	49	66	84	100	118	174	210	250	300
Max Current	A		0.25	0.30	0.32	0.42	0.55	0.85	1.40	1.20	2.00
Static Pressure	Pa		12/30/50 Pa								
Noise Level	12 Pa-H	dB(A)	34	35	38	42	43	44	46	48	49
	30 Pa-H	dB(A)	37	38	41	44	45	46	48	48	49
	50 Pa-H	dB(A)	42	44	46	47	49	50	52	54	56
Water Flow	kg/h		360	482	655	814	936	1285	1397	1768	1870
	l/s		0.100	0.134	0.182	0.226	0.260	0.357	0.388	0.491	0.519
Water Resistance	kPa		20	20	20	30	40	40	40	40	50
Fan Type			Forward curve centrifugal fan								
Motor	Type		Four speed asynchronous fan motor								
	Insulation		Class E								
	Power Supply		220~230V/50 or 60Hz/1Ph								
Coil	Type		Seamless copper mechanically expanded into aluminum fins								
	Rows		2								
	Max. Working Pressure		1.6 MPa								
Inlet/Outlet Water Pipe			3/4" FPT								
Condensate Water Pipe			3/4" MPT								
Unit Dimension	mm(W*D*H)		680*493*240	880*493*240	980*493*240	1080*493*240	1180*493*240	1380*493*240	1480*493*240	1880*493*240	1880*493*240
Packing Dimension	mm(W*D*H)		690*505*250	890*505*250	990*505*250	1090*505*250	1190*505*250	1390*505*250	1490*505*250	1890*505*250	1890*505*250
Unit Weight	kg		11.0	11.9	15.0	16.0	17.4	22.1	24.0	29.2	30.4
Gross Weight	kg		12.2	13.3	16.6	17.7	19.2	24.4	26.3	32.2	33.4

Note:
1. Nominal Testing condition:
Cooling: entering air temp 27℃ DB/19.5℃ WB, entering water temp 7℃, leaving water temp 12℃.
Heating: entering air temp 21℃, entering water temp 60℃, the same water flow as in cooling.
2. Sound pressure level are measured in acoustic room, position of the measure point is 1m in the front and 1m below the vertical center line of the unit.
3. Static pressure is measured without filter and air outlet.

2 Pipes 3 Rows

Specification		Model	FC02	FC03	FC04	FC05	FC06	FC08	FC10	FC12	FC14
Air Flow	H	CFM	200	300	400	500	600	800	1000	1200	1400
		m^3/h	340	510	680	850	1020	1360	1700	2040	2380
	M	CFM	150	225	300	375	450	660	825	990	1134
		m^3/h	255	382	510	637	765	1122	1402	1683	1927
	L	CFM	100	150	200	250	300	500	625	750	875
		m^3/h	170	255	340	425	510	850	1062	1275	1487
Total Cooling Capacity	H	kW	2.17	3.12	4.09	4.75	6.07	8.21	9.38	11.65	12.49
	M	kW	1.95	2.82	3.74	4.35	5.45	7.47	8.54	10.50	11.48
	L	kW	1.58	2.32	3.01	3.50	4.38	6.04	6.89	8.48	9.27
Sensible Cooling Capacity	H	kW	1.86	2.64	3.47	4.43	5.41	7.21	8.28	10.17	10.79
	M	kW	1.56	2.23	2.94	3.83	4.56	6.15	7.04	8.45	9.11
	L	kW	1.09	1.51	2.02	2.38	2.89	4.05	4.69	5.77	6.21
Heating Capacity	H	kW	3.50	5.01	6.74	7.62	9.76	13.18	14.81	18.03	19.70
	M	kW	3.04	4.36	5.65	6.82	8.25	11.30	12.88	15.74	17.05
	L	kW	2.52	3.71	4.99	5.64	7.03	9.49	10.66	13.16	13.99
Power Input	12 Pa-H	W	28	34	55	68	87	125	152	185	205
	30 Pa-H	W	42	55	68	87	108	142	174	210	253
	50 Pa-H	W	49	66	84	100	118	174	210	250	300
Max Current	A		0.25	0.30	0.32	0.42	0.55	0.85	1.40	1.20	2.00
Static Pressure	Pa		12/30/50 Pa								
Noise Level	12 Pa-H	dB(A)	34	35	38	42	43	44	46	48	49
	30 Pa-H	dB(A)	37	38	41	44	45	46	48	48	49
	50 Pa-H	dB(A)	42	44	46	47	49	50	52	54	56
Water Flow	kg/h		373	536	703	851	1044	1412	1613	2004	2148
	l/s		0.104	0.149	0.195	0.236	0.290	0.392	0.448	0.557	0.597
Water Resistance	kPa		20	20	20	30	40	40	40	40	50
Fan Type			Forward curve centrifugal fan								
Motor	Type		Four speed asynchronous fan motor								
	Insulation		Class E								
	Power Supply		220~230V/50 or 60Hz/1Ph								
Coil	Type		Seamless copper mechanically expanded into aluminum fins								
	Rows		3								
	Max. Working Pressure		1.6 MPa								
Inlet/Outlet Water Pipe			3/4" FPT								
Condensate Water Pipe			3/4" MPT								
Unit Dimension	mm(W*D*H)		680*493*240	880*493*240	980*493*240	1080*493*240	1180*493*240	1380*493*240	1480*493*240	1880*493*240	1880*493*240
Packing Dimension	mm(W*D*H)		690*505*250	890*505*250	990*505*250	1090*505*250	1190*505*250	1390*505*250	1490*505*250	1890*505*250	1890*505*250
Unit Weight	kg		11.4	12.5	15.5	16.5	17.9	23.9	25.7	30.7	31.6
Gross Weight	kg		12.6	13.8	17.0	18.2	19.7	26.2	28.1	33.7	34.6

Note:
1. Nominal Testing condition:
Cooling: entering air temp 27℃ DB/19.5℃ WB, entering water temp 7℃, leaving water temp 12℃.
Heating: entering air temp 21℃.entering water temp 60℃, the same water flow as in cooling;
2. Sound pressure level are measured in acoustic room, position of the measure point is 1m in the front and 1m below the vertical center line of the unit.
3. Static pressure is measured without filter and air outlet.

4 Pipes 3+1 Rows

Specification		Model	FC02	FC03	FC04	FC05	FC06	FC08	FC10	FC12	FC14
Air Flow	H	CFM	200	300	400	500	600	800	1000	1200	1400
		m^3/h	340	510	680	850	1020	1360	1700	2040	2380
	M	CFM	150	225	300	375	450	660	825	990	1134
		m^3/h	255	382	510	637	765	1122	1402	1683	1927
	L	CFM	100	150	200	250	300	500	625	750	875
		m^3/h	170	255	340	425	510	850	1062	1275	1487
Total Cooling Capacity	H	kW	2.02	2.90	3.80	4.42	5.65	7.64	8.72	10.83	11.62
	M	kW	1.81	2.62	3.48	4.05	5.07	6.95	7.94	9.77	10.68
	L	kW	1.47	2.16	2.80	3.26	4.07	5.62	6.41	7.89	8.62
Sensible Cooling Capacity	H	kW	1.73	2.46	3.22	4.12	5.03	6.71	7.70	9.46	10.03
	M	kW	1.45	2.08	2.74	3.56	4.24	5.72	6.54	7.86	8.47
	L	kW	1.01	1.40	1.88	2.21	2.69	3.76	4.36	5.36	5.78
Heating Capacity	H	kW	1.70	2.21	3.15	3.96	5.19	5.66	6.90	8.12	9.93
	M	kW	1.48	1.92	2.64	3.54	4.39	4.85	6.00	7.09	8.59
	L	kW	1.22	1.64	2.33	2.93	3.74	4.08	4.97	5.93	7.05
Power Input	12 Pa-H	W	28	34	55	68	87	125	152	185	205
	30 Pa-H	W	42	55	68	87	108	142	174	210	253
	50 Pa-H	W	49	66	84	100	118	174	210	250	300
Max Current	A		0.25	0.30	0.32	0.42	0.55	0.85	1.40	1.20	2.00
Static Pressure	Pa		12/30/50 Pa								
Noise Level	12 Pa-H	dB(A)	34	35	38	42	43	44	46	48	49
	30 Pa-H	dB(A)	37	38	41	44	45	46	48	48	49
	50 Pa-H	dB(A)	42	44	46	47	49	50	52	54	56
Water Flow	Cooling 3R	kg/h	347	498	654	791	971	1313	1500	1864	1998
		l/s	0.096	0.138	0.182	0.220	0.270	0.365	0.417	0.518	0.555
	Heating 1R	kg/h	146	190	271	341	446	487	593	698	854
		l/s	0.041	0.053	0.075	0.095	0.124	0.135	0.165	0.194	0.237
Water Resistance	Cooling 3R	kPa	20	20	20	30	40	40	40	40	50
	Heating 1R	kPa	5	12	17	28	25	16	18	23	29
Fan Type			Forward curve centrifugal fan								
Motor	Type		Four speed asynchronous fan motor								
	Insulation		Class E								
	Power Supply		220~230V/50 or 60Hz/1Ph								
Coil	Type		Seamless copper mechanically expanded into aluminum fins								
	Rows		4								
	Max. Working Pressure		1.6 MPa								
Inlet/Outlet Water Pipe			3/4" FPT								
Condensate Water Pipe			3/4" MPT								
Unit Dimension	mm(W*D*H)		680*493*240	880*493*240	980*493*240	1080*493*240	1180*493*240	1380*493*240	1480*493*240	1880*493*240	1880*493*240
Packing Dimension	mm(W*D*H)		690*505*250	890*505*250	990*505*250	1090*505*250	1190*505*250	1390*505*250	1490*505*250	1890*505*250	1890*505*250
Unit Weight	kg		12.8	14.1	17.0	18.0	19.4	26.7	28.4	33.2	33.8
Gross Weight	kg		14.0	15.4	18.5	19.7	21.2	29.0	30.8	36.2	36.8

Note:
1. Nominal Testing condition:
Cooling: entering air temp 27℃ DB/19.5℃ WB, entering water temp 7℃, leaving water temp 12℃.
Heating: entering air temp 21℃.entering water temp 60℃, the same water flow as in cooling;
2. Sound pressure level are measured in acoustic room, position of the measure point is 1m in the front and 1m below the vertical center line of the unit.
3. Static pressure is measured without filter and air outlet.

4 Pipes 2+2 Rows

Specification		Model	FC02	FC03	FC04	FC05	FC06	FC08	FC10	FC12	FC14
Air Flow	H	CFM	224	312	424	529	635	876	1029	1271	1424
		m³/h	380	530	720	900	1080	1490	1750	2160	2420
	M	CFM	168	234	318	397	476	723	849	1048	1153
		m³/h	285	398	540	675	810	1229	1444	1782	1960
	L	CFM	112	156	212	265	318	548	644	794	890
		m³/h	190	265	360	450	540	931	1094	1350	1513
Total Cooling Capacity	H	kW	1.92	2.74	3.68	4.53	5.40	6.59	7.60	9.32	10.01
	M	kW	1.73	2.48	3.36	4.15	4.85	5.60	6.94	8.40	9.20
	L	kW	1.40	2.04	2.71	3.34	3.90	4.85	5.60	6.79	7.43
Sensible Cooling Capacity	H	kW	1.64	2.32	3.12	4.23	4.81	5.79	6.71	8.13	8.65
	M	kW	1.38	1.96	2.64	3.66	4.06	4.61	5.72	6.76	7.30
	L	kW	0.97	1.33	1.82	2.27	2.57	3.25	3.81	4.62	4.98
Heating Capacity	H	kW	3.07	4.39	5.89	7.25	8.64	10.54	12.20	14.92	16.02
	M	kW	2.67	3.81	4.94	6.49	7.31	8.22	9.65	11.73	12.74
	L	kW	2.21	3.24	4.36	5.36	6.22	7.76	8.96	10.86	11.89
Power Input	12 Pa-H	W	28	34	55	68	87	125	152	185	205
	30 Pa-H	W	42	55	68	87	108	142	174	210	253
	50 Pa-H	W	49	66	84	100	118	174	210	250	300
Max Current	A		0.25	0.30	0.32	0.42	0.55	0.85	1.40	1.20	2.00
Static Pressure	Pa		12/30/50 Pa								
Noise Level	12 Pa-H	dB(A)	34	35	38	42	43	44	46	48	49
	30 Pa-H	dB(A)	37	38	41	44	45	46	48	48	49
	50 Pa-H	dB(A)	42	44	46	47	49	50	52	54	56
Water Flow	Cooling 2R	kg/h	360	482	655	814	936	1285	1397	1768	1870
		l/s	0.100	0.134	0.182	0.226	0.260	0.357	0.388	0.491	0.519
	Heating 2R	kg/h	360	482	655	814	936	1285	1397	1768	1870
		l/s	0.100	0.134	0.182	0.226	0.260	0.357	0.388	0.491	0.519
Water Resistance	Cooling 2R	kPa	20	20	20	30	40	40	40	40	50
	Heating 2R	kPa	20	20	20	30	40	40	40	40	50
Fan Type			Forward curve centrifugal fan								
Motor	Type		Four speed asynchronous fan motor								
	Insulation		Class E								
	Power Supply		220~230V/50 or 60Hz/1Ph								
Coil	Type		Seamless copper mechanically expanded into aluminum fins								
	Rows		4								
	Max. Working Pressure		1.6 MPa								
Inlet/Outlet Water Pipe			3/4" FPT								
Condensate Water Pipe			3/4" MPT								
Unit Dimension	mm(W*D*H)		680*493*240	880*493*240	980*493*240	1080*493*240	1180*493*240	1380*493*240	1480*493*240	1880*493*240	1880*493*240
Packing Dimension	mm(W*D*H)		690*505*250	890*505*250	990*505*250	1090*505*250	1190*505*250	1390*505*250	1490*505*250	1890*505*250	1890*505*250
Unit Weight	kg		12.8	14.1	17.0	18.0	19.4	26.7	28.4	33.2	33.8
Gross Weight	kg		14.0	15.4	18.5	19.7	21.2	29.0	30.8	36.2	36.8

Note:
1. Nominal Testing condition:
Cooling: entering air temp 27℃ DB/19.5℃ WB, entering water temp 7℃, leaving water temp 12℃.
Heating: entering air temp 21℃.entering water temp 60℃, the same water flow as in cooling;
2. Sound pressure level are measured in acoustic room, position of the measure point is 1m in the front and 1m below the vertical center line of the unit.
3. Static pressure is measured without filter and air outlet.

Ultra-Thin Large Drain Pan Type

Air Flow: 190~1200 m³/h
112~706 CFM
Cooling Capacity: 1.31~6.30 kW

Features and benefits

- MEGA unique design: Drainage vent is set at the rock bottom of the coil, besides, the copper tube is going in/out straightly into the Aluminum fins, which makes sure that water can be completely drained out of the coil in winter time to avoid frozen damage.



- Slant positioned coil can enlarge the air flow facing area in order to increase the unit's efficiency. The drawer design of coil makes it simple to change the unit pipe connection between right and left, which makes the installation and repairing work much convenient.

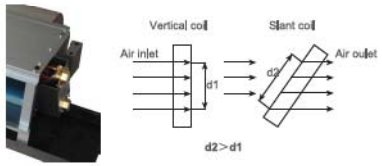

- High efficiency with seamless copper tube mechanically expanded to aluminum fins.



- Space saving thanks to compact design and unit body thickness is only 185mm.



- Tight combination between fan blower and its casing reduces the air resistance, therefore, the efficiency is increased, at the same time, noise level is reduced.

- 8 mm slope of the drain pan ensures the condensing water going smoothly to the lowest drainage outlet point to be drained out.

Specification

2 Pipes 2 Rows

Specification		Model	FC02	FC03	FC04	FC05	FC07
Air Flow	H	CFM	200	300	382	476	706
		m^3/h	340	510	650	810	1200
	M	CFM	168	234	302	377	561
		m^3/h	285	398	513	641	953
	L	CFM	112	156	201	252	374
		m^3/h	190	265	342	428	635
Total Cooling Capacity	H	kW	1.80	2.70	3.60	4.50	6.30
	M	kW	1.62	2.44	3.29	4.12	5.70
	L	kW	1.31	2.01	2.65	3.32	4.60
Sensible Cooling Capacity	H	kW	1.53	2.35	3.12	3.92	5.47
	M	kW	1.30	1.99	2.68	3.31	4.66
	L	kW	0.99	1.57	1.98	2.56	3.59
Heating Capacity	H	kW	2.70	4.05	5.40	6.75	9.45
	M	kW	2.35	3.52	4.53	6.04	8.06
	L	kW	1.94	3.00	4.00	5.00	6.80
Power Input	12 Pa-H	W	37	52	62	76	118
	30 Pa-H	W	44	59	72	87	140
Max Current	A		0.25	0.34	0.43	0.51	0.73
Static Pressure	Pa		12/30 Pa				
Noise Level	12 Pa-H	dB(A)	37	39	41	43	46
	30 Pa-H	dB(A)	40	42	44	46	48
Water Flow	kg/h		320	482	635	795	1095
	l/s		0.089	0.134	0.176	0.221	0.304
Water Resistance	kPa		15	15	25	30	40
Fan Type			Forward curve centrifugal plastic fan blower with galvanized cover				
Motor	Type		Four speed asynchronous fan motor				
	Insulation		Class B				
	Power Supply		220~230V/50 or 60Hz/1Ph				
Coil	Type		Seamless copper mechanically expanded into aluminum fins				
	Rows		2				
	Max. Working Pressure		1.6 MPa				
Inlet/Outlet Water Pipe			3/4" FPT				
Condensate Water Pipe			Φ 20				
Unit Dimension	mm(W*D*H)		740*480*185	840*480*185	1040*480*185	1140*480*185	1340*480*185
Packing Dimension	mm(W*D*H)		800*500*200	900*500*200	1100*500*200	1200*500*200	1400*500*200
Unit Weight	kg		13	14.5	15.5	18	25
Gross Weight	kg		15	17	18.5	20	27

Note:
1. Nominal Testing condition:
Cooling: entering air temp 27℃ DB/19.5℃ WB, entering water temp 7℃, leaving water temp 12℃.
Heating: entering air temp 21℃, entering water temp 60℃, the same water flow as in cooling.
2. Sound pressure level are measured in acoustic room, position of the measure point is 1m in the front and 1m below the vertical center line of the unit.
3. Static pressure is measured without filter and air outlet.

Small Drain Pan Type

Air Flow: 200~2450 m^3/h
118~1441 CFM
Cooling Capacity: 1.45~13.08 kW

Features and benefits

- High energy efficiency with seamless copper tube mechanically expanded to aluminum fins.



- Space saving thanks to compact design and unit body thickness is only 225mm.

- High reliability and fire resistance by galvanized steel fan blade and shell.

- Quiet operation thanks to DIDW forward curve centrifugal fan and NSK axis.

- V shape drain pan design guarantees the highest drainage efficiency.

- Optional static pressure 12-30/30-50Pa meets wide application requirements.

Specification

2 Pipes 2 Rows

Specification		Model	FC02	FC03	FC04	FC05	FC06	FC08	FC10	FC12	FC14
Air Flow	H	CFM	235	347	441	541	635	876	1029	1212	1441
		m^3/h	400	590	750	920	1080	1490	1750	2060	2450
	M	CFM	182	265	329	406	476	659	776	906	1082
		m^3/h	310	450	560	690	810	1120	1320	1540	1840
	L	CFM	118	176	218	271	318	441	512	606	724
		m^3/h	200	300	370	460	540	750	870	1030	1230
Total Cooling Capacity	H	kW	1.97	2.67	3.45	4.23	5.02	7.12	8.46	9.83	11.11
	M	kW	1.65	2.24	2.95	3.59	4.26	6.07	7.21	8.37	9.50
	L	kW	1.45	1.99	2.57	3.17	3.76	5.35	6.36	7.39	8.36
Sensible Cooling Capacity	H	kW	1.39	1.84	2.41	2.97	3.59	5.00	6.75	6.94	7.96
	M	kW	1.20	1.58	2.05	2.55	3.07	4.25	5.89	6.11	6.94
	L	kW	0.94	1.19	1.56	2.05	2.49	3.30	44.77	4.65	5.42
Heating Capacity	H	kW		3.71	5.18	6.35	7.54	10.70	12.73	14.75	16.72
	M	kW	2.48	3.16	4.42	5.27	6.39	9.11	10.85	12.58	14.24
	L	kW	2.18	2.80	3.88	4.76	5.64	8.06	9.57	11.08	12.58
Power Input	12 Pa-H	W	34	46	55	70	87	117	140	181	223
	30 Pa-H	W	42	56	70	81	101	149	165	202	241
	50 Pa-H	W	46	65	82	89	109	163	201	228	286
Max Current	A		0.21	0.30	0.37	0.40	0.50	0.74	0.91	1.04	1.30
Electrical Heater (Opt.)	kW		no	no	no	no	no	no	no	no	no
Static Pressure	Pa		12/30/50 Pa								
Noise Level	12 Pa-H	dB(A)	35	37	39	41	43	44	46	48	50
	30 Pa-H	dB(A)	38	40	42	44	45	46	48	50	52
	50 Pa-H	dB(A)	40	42	44	45	47	48	50	52	54
Water Flow	kg/h		350	470	600	740	870	1230	1460	1700	1910
	l/s		0.097	0.131	0.167	0.206	0.242	0.342	0.406	0.472	0.531
Water Resistance	kPa		10	18	19	23	24	23	36	21	35
Fan Type			Forward curve centrifugal fan								
Motor	Type		Four speed asynchronous fan motor								
	Insulation		Class E								
	Power Supply		220~230V/50 or 60Hz/1Ph								
Coil	Type		Seamless copper mechanically expanded into aluminum fins								
	Rows		3								
	Max. Working Pressure		1.6 MPa								
Inlet/Outlet Water Pipe			3/4" FPT								
Condensate Water Pipe			3/4" MPT								
Unit Dimension	mm(W*D*H)		645*450*225	795*450*225	875*450*225	945*450*225	1095*450*225	1395*450*225	1545*450*225	1695*450*225	1995*450*225
Packing Dimension	mm(W*D*H)		665*470*235	815*470*235	895*470*235	965*470*235	1115*470*235	1415*470*235	1565*470*235	1710*470*235	2015*470*235
Unit Weight	kg		14	18	19	20	22	34	36	38	39
Gross Weight	kg		15	19	20	21	23	35	37	39	40

Note:

1. Nominal Testing condition:

Cooling: entering air temp 27℃ DB/19.5℃ WB, entering water temp 7℃, leaving water temp 12℃.

Heating: entering air temp 21℃, entering water temp 60℃, the same water flow as in cooling.

2. Sound pressure level are measured in acoustic room, position of the measure point is 1m in the front and 1m below the vertical center line of the unit.

3. Static pressure is measured without filter and air outlet.

2 Pipes 3 Rows

Specification		Model	FC02	FC03	FC04	FC05	FC06	FC08	FC10	FC12	FC14
Air Flow	H	CFM	235	347	441	541	635	876	1029	1212	1441
		m^3/h	400	590	750	920	1080	1490	1750	2060	2450
	M	CFM	182	265	329	406	476	659	776	906	1082
		m^3/h	310	450	560	690	810	1120	1320	1540	1840
	L	CFM	118	176	218	271	318	441	512	606	724
		m^3/h	200	300	370	460	540	750	870	1030	1230
Total Cooling Capacity	H	kW	2.09	3.06	3.89	4.74	5.73	7.79	9.35	11.10	13.08
	M	kW	1.78	2.57	3.32	4.03	4.89	6.64	7.95	9.45	11.16
	L	kW	1.55	2.29	2.91	3.56	4.28	5.85	0.71	8.35	9.83
Sensible Cooling Capacity	H	kW	1.47	2.11	2.72	3.33	4.10	5.47	7.46	7.84	9.37
	M	kW	1.29	1.81	2.31	2.86	3.53	4.65	6.49	6.90	8.15
	L	kW	1.00	1.37	1.77	2.30	2.83	3.61	5.00	5.25	6.37
Heating Capacity	H	kW	3.13	4.25	5.84	7.12	8.58	11.69	14.03	16.64	19.63
	M	kW	2.54	3.40	4.73	5.77	6.95	9.47	11.50	13.64	15.90
	L	kW	1.91	2.55	3.50	4.34	5.15	7.13	8.56	9.98	11.78
Power Input	12 Pa-H	W	34	46	55	70	87	117	140	181	223
	30 Pa-H	W	42	56	70	81	101	149	165	202	241
	50 Pa-H	W	46	65	82	89	109	163	201	228	286
Max Current	A		0.21	0.30	0.37	0.40	0.50	0.74	0.91	1.04	1.30
Electrical Heater (Opt.)	kW		1.0/1.5/2.0	1.5/2.0/2.5	2.0/3.0/3.5	2.0/3.0/4.0	2.0/3.5/4.5	2.0/3.5/4.5	2.0/3.5/4.5	2.0/3.5/4.5	3.0/4.0/6.0
Static Pressure	Pa		12/30/50 Pa								
Noise Level	12 Pa-H	dB(A)	36	38	40	42	44	45	47	49	51
	30 Pa-H	dB(A)	39	41	43	45	46	47	49	51	53
	50 Pa-H	dB(A)	41	43	45	46	48	49	51	53	55
Water Flow	kg/h		370	540	680	830	990	1350	1610	1920	2250
	l/s		0.103	0.150	0.189	0.231	0.275	0.375	0.447	0.533	0.625
Water Resistance	kPa		10	18	19	23	24	23	36	21	35
Fan Type			Forward curve centrifugal fan								
Motor	Type		Four speed asynchronous fan motor								
	Insulation		Class B								
	Power Supply		220~230V/50 or 60Hz/1Ph								
Coil	Type		Seamless copper mechanically expanded into aluminum fins								
	Rows		3								
	Max. Working Pressure		1.6 MPa								
Inlet/Outlet Water Pipe			3/4" FPT								
Condensate Water Pipe			Φ 20								
Unit Dimension	mm(W*D*H)		645*450*225	795*450*225	875*450*225	945*450*225	1095*450*225	1395*450*225	1545*450*225	1695*450*225	1995*450*225
Packing Dimension	mm(W*D*H)		660*460*240	810*460*240	890*460*240	960*460*240	1110*460*240	1410*460*240	1560*460*240	1710*460*240	2010*460*240
Unit Weight	kg		15	19	20	21	23	36	38	40	42
Gross Weight	kg		16	20	21	22	24	37	39	42	44

Note:

1. Nominal Testing condition:

Cooling: entering air temp 27℃ DB/19.5℃ WB, entering water temp 7℃, leaving water temp 12℃.

Heating: entering air temp 21℃, entering water temp 60℃, the same water flow as in cooling.

2. Sound pressure level are measured in acoustic room, position of the measure point is 1m in the front and 1m below the vertical center line of the unit.

3. Static pressure is measured without filter and air outlet.

Specification

4 Pipes (3+1) Rows

Specification		Model	FC02	FC03	FC04	FC05	FC06	FC08	FC10	FC12	FC14
Air Flow	H	CFM	235	347	441	541	635	876	1029	1212	1441
		m^3/h	400	590	750	920	1080	1490	1750	2060	2450
	M	CFM	182	265	329	406	476	659	776	906	1082
		m^3/h	310	450	560	690	810	1120	1320	1540	1840
	L	CFM	118	176	218	271	318	441	512	606	724
		m^3/h	200	300	370	460	540	750	870	1030	1230
Total Cooling Capacity	H	kW	2.03	2.98	3.78	4.63	5.62	7.56	9.13	10.88	12.83
	M	kW	1.72	2.5	3.22	3.94	4.79	6.44	7.76	9.27	10.95
	L	kW	1.50	2.23	3.82	3.48	4.19	5.68	6.93	8.19	9.64
Sensible Cooling Capacity	H	kW	1.47	2.11	2.72	3.33	4.10	5.47	7.46	7.84	9.37
	M	kW	1.22	1.77	2.26	2.80	3.44	4.54	6.34	6.74	7.96
	L	kW	0.97	1.33	1.71	2.16	2.75	3.50	4.85	5.10	6.18
Heating Capacity	H	kW	1.94	2.71	3.64	4.66	5.44	7.76	9.36	11.04	12.57
	M	kW	1.66	2.31	3.11	3.95	4.61	6.62	7.97	9.40	10.71
	L	kW	1.46	2.05	2.73	3.50	4.08	5.84	7.04	8.29	9.44
Power Input	12 Pa-H	W	40	53	62	78	95	125	147	198	238
	30 Pa-H	W	48	62	76	88	109	161	179	212	256
	50 Pa-H	W	56	72	88	95	110	174	211	240	297
Max Current	A		0.25	0.33	0.40	0.43	0.50	0.79	0.96	1.09	1.35
Electrical Heater (Opt.)	kW		1.0/1.5/2.0	1.5/2.0/2.5	2.0/3.0/3.5	2.0/3.0/4.0	2.0/3.5/4.5	2.0/3.5/4.5	2.0/3.5/4.5	2.0/3.5/4.5	3.0/4.0/6.0
Static Pressure	Pa		12/30/50 Pa								
Noise Level	12 Pa-H	dB(A)	37	39	41	43	45	46	48	50	52
	30 Pa-H	dB(A)	40	42	44	46	47	48	50	52	54
	50 Pa-H	dB(A)	42	44	46	47	49	50	52	54	56
Water Flow	Cooling 3R	kg/h	370	540	680	830	990	1350	1610	1920	2250
	Heating 1R	l/s	0.103	0.150	0.189	0.231	0.275	0.375	0.447	0.533	0.625
	Cooling 3R	kg/h	230	310	420	540	630	890	1080	1270	1450
	Heating 1R	l/s	0.064	0.086	0.117	0.150	0.175	0.247	0.300	0.353	0.403
Water Resistance	Cooling 3R	kPa	10	18	19	23	24	23	36	21	35
	Heating 1R	kPa	5	12	17	28	25	16	18	23	29
Fan Type			Forward curve centrifugal fan								
Motor	Type		Four speed asynchronous fan motor								
	Insulation		Class B								
	Power Supply		220~230V/50 or 60Hz/1Ph								
Coil	Type		Seamless copper mechanically expanded into aluminum fins								
	Rows		4								
	Max. Working Pressure		1.6 MPa								
Inlet/Outlet Water Pipe			3/4" FPT								
Condensate Water Pipe			Φ 20								
Unit Dimension	mm(W*D*H)		645*450*225	795*450*225	875*450*225	945*450*225	1095*450*225	1395*450*225	1545*450*225	1695*450*225	1995*450*225
Packing Dimension	mm(W*D*H)		660*460*240	810*460*240	890*460*240	960*460*240	1110*460*240	1410*460*240	1560*460*240	1710*460*240	2010*460*240
Unit Weight	kg		17	22	23	24	27	39	41	43	46
Gross Weight	kg		18	23	24	25	28	40	42	45	48

Note:
1. Nominal Testing condition:
Cooling: entering air temp 27℃ DB/19.5℃ WB, entering water temp 7℃, leaving water temp 12℃.
Heating: entering air temp 21℃, entering water temp 60℃, the same water flow as in cooling.
2. Sound pressure level are measured in acoustic room, position of the measure point is 1m in the front and 1m below the vertical center line of the unit.
3. Static pressure is measured without filter and air outlet.

4 Pipes (2+2) Rows

Specification		Model	FC02	FC03	FC04	FC05	FC06	FC08	FC10	FC12	FC14
Air Flow	H	CFM	235	347	441	541	635	876	1029	1212	1441
		m^3/h	400	590	750	920	1080	1490	1750	2060	2450
	M	CFM	182	265	329	406	476	659	776	906	1082
		m^3/h	310	450	560	690	810	1120	1320	1540	1840
	L	CFM	118	176	218	271	318	441	512	606	724
		m^3/h	200	300	370	460	540	750	870	1030	1230
Total Cooling Capacity	H	kW	1.60	2.34	3.00	4.11	4.71	6.28	7.35	9.83	11.29
	M	kW	1.36	1.97	2.55	3.49	4.00	5.35	6.25	8.37	9.63
	L	kW	1.19	1.75	2.24	3.08	3.53	4.71	5.51	7.39	8.48
Sensible Cooling Capacity	H	kW	1.16	1.66	2.16	2.96	3.44	4.54	6.01	7.08	8.25
	M	kW	0.96	1.39	1.79	2.48	2.89	3.77	5.10	6.09	7.01
	L	kW	0.76	1.04	1.36	1.92	2.30	2.91	3.90	4.60	5.44
Heating Capacity	H	kW	2.40	3.51	4.50	6.16	7.06	9.42	11.02	14.74	16.93
	M	kW	2.04	2.95	3.83	5.23	6.00	8.02	9.37	12.55	14.44
	L	kW	1.78	2.62	3.36	4.62	5.29	7.06	8.26	11.08	12.72
Power Input	12 Pa-H	W	40	53	62	78	95	125	147	198	238
	30 Pa-H	W	48	62	76	88	109	161	179	212	256
	50 Pa-H	W	56	72	88	95	110	174	211	240	297
Max Current	A		0.25	0.33	0.40	0.43	0.50	0.79	0.96	1.09	1.35
Electrical Heater (Opt.)	kW		1.0/1.5/2.0	1.5/2.0/2.5	2.0/3.0/3.5	2.0/3.0/4.0	2.0/3.5/4.5	2.0/3.5/4.5	2.0/3.5/4.5	2.0/3.5/4.5	3.0/4.0/6.0
Static Pressure	Pa		12/30/50 Pa								
Noise Level	12 Pa-H	dB(A)	37	39	41	43	45	46	48	50	52
	30 Pa-H	dB(A)	40	42	44	46	47	48	50	52	54
	50 Pa-H	dB(A)	42	44	46	47	49	50	52	54	56
Water Flow	Cooling 2R	kg/h	280	400	520	710	810	1080	1270	1690	1950
	Heating 2R	l/s	0.078	0.111	0.144	0.197	0.225	0.30	0.353	0.469	0.542
	Cooling 2R	kg/h	280	400	520	710	810	1080	1270	1690	1950
	Heating 2R	l/s	0.078	0.111	0.144	0.197	0.225	0.30	0.353	0.469	0.542
Water Resistance	Cooling 2R	kPa	18	14	24	17	21	28	24	38	43
	Heating 2R	kPa	18	14	24	17	21	28	24	38	43
Fan Type			Forward curve centrifugal fan								
Motor	Type		Four speed asynchronous fan motor								
	Insulation		Class B								
	Power Supply		220~230V/50 or 60Hz/1Ph								
Coil	Type		Seamless copper mechanically expanded into aluminum fins								
	Rows		4								
	Max. Working Pressure		1.6 MPa								
Inlet/Outlet Water Pipe			3/4" FPT								
Condensate Water Pipe			Φ 20								
Unit Dimension	mm(W*D*H)		645*450*225	795*450*225	875*450*225	945*450*225	1095*450*225	1395*450*225	1545*450*225	1695*450*225	1995*450*225
Packing Dimension	mm(W*D*H)		660*460*240	810*460*240	890*460*240	960*460*240	1110*460*240	1410*460*240	1560*460*240	1710*460*240	2010*460*240
Unit Weight	kg		17	22	23	24	27	39	41	43	46
Gross Weight	kg		18	23	24	25	28	40	42	45	48

Note:
1. Nominal Testing condition:
Cooling: entering air temp 27℃ DB/19.5℃ WB, entering water temp 7℃, leaving water temp 12℃.
Heating: entering air temp 21℃, entering water temp 60℃, the same water flow as in cooling.
2. Sound pressure level are measured in acoustic room, position of the measure point is 1m in the front and 1m below the vertical center line of the unit.
3. Static pressure is measured without filter and air outlet.

Ultra Thin Type

Air Flow: 200~1020 m³/h
120~600 CFM
Cooling Capacity: 1.46~5.66 kW

Features and benefits

- Great space saving and installation flexibility as unit height is only 180mm.



- Fresh air by high efficiency synthetic fiber washable filter.
- High reliability and fire resistance by galvanized steel fan blade and shell.
- V shape drain pan design guarantees the highest drainage efficiency.
- High efficiency with seamless copper tube mechanically expanded to aluminum fins.



- Easy installation by configuration of ABS fan blade and shell.
- Quiet operation thanks to DIDW forward curve centrifugal fan and NSK axis.

Specification

Specification		Model	FC02	FC03	FC04	FC05	FC06
Air Flow	H	CFM	200	300	400	500	600
		m³/h	340	510	680	850	1020
	M	CFM	160	230	320	370	470
		m³/h	280	400	550	640	800
	L	CFM	120	170	230	280	350
		m³/h	200	300	400	480	600
Total Cooling Capacity	H	kW	2.05	2.90	4.18	4.70	5.66
	M	kW	1.75	2.46	3.55	3.98	4.80
	L	kW	1.46	2.03	2.90	3.30	3.90
Sensible Cooling Capacity	H	kW	1.35	1.94	2.83	3.11	3.83
	M	kW	1.07	1.53	2.22	2.45	3.01
	L	kW	0.86	1.17	1.71	1.90	2.30
Heating Capacity	H	kW	3.10	4.35	6.02	7.05	8.35
	M	kW	2.60	3.69	5.10	5.99	7.10
	L	kW	2.10	3.05	4.20	4.90	5.80
Power Input	12 Pa-H	W	42	56	76	90	115
	30 Pa-H	W	50	66	87	104	147
Max Current	A		0.25	0.34	0.43	0.51	0.73
Electrical Heater (Opt.)	kW		1.0/1.5/2.0	1.5/2.0/2.5	2.0/3.0/3.5	2.0/3.0/4.0	2.0/3.5/4.5
Static Pressure	Pa		12Pa/30Pa				
Noise Level	12 Pa-H	dB(A)	35	37	40	42	44
	30 Pa-H	dB(A)	38	40	43	45	46
Water Flow	kg/h		370	500	730	820	980
	l/s		0.103	0.139	0.207	0.228	0.272
Water Resistance	kPa		7	15	32	38	46
Fan Type			Forward curve centrifugal fan				
Motor	Type		Four speed asynchronous fan motor				
	Insulation		Class E				
	Power Supply		220~230V/50 or 60Hz/1Ph				
Coil	Type		Seamless copper mechanically expanded into aluminum fins				
	Rows		2				
	Max. Working Pressure		1.6 MPa				
Inlet/Outlet Water Pipe			3/4" FPT				
Condensate Water Pipe			3/4" MPT				
Net Dimension	mm(W*D*H)		728*450*180	878*450*180	1028*450*180	1178*450*180	1378*450*180
Packing Dimension	mm(W*D*H)		750*470*200	900*470*200	1050*470*200	1200*470*200	1400*470*200
Net Weight	kg		16	18	21	23	25
Gross Weight	kg		17	19	22	24	26

1. Nominal Testing condition:
Cooling: entering air temp 27℃ DB/19.5℃ WB, entering water temp 7℃, leaving water temp 12℃.
Heating: entering air temp 21℃, entering water temp 60℃, the same water flow as in cooling.
2. Sound pressure level are measured in acoustic room, position of the measure point is 1m in the front and 1m below the vertical center line of the unit.
3. Static pressure is measured without filter and air outlet.

Large Air Flow and High Static Pressure Type

Air Flow: 803~6260 m³/h
472~3682 CFM
Cooling Capacity: 5.06~39.70 kW

Features and benefits

- High energy efficiency with seamless copper tube mechanically expanded to aluminum fins.



- High reliability and fire resistance by galvanized steel fan blade and shell.

- Lower noise by hot galvanized sheet steel with fine acoustic insulation layer.
- V shape extended drain pan design greatly increases the drainage efficiency.

- Optional static pressure 60~180 Pa covers most of the application requirements.

Specification

2 Pipes 3 Rows

Specification		Model	FC06	FC08	FC10	FC12	FC15	FC18	FC25	FC31	FC36
Air Flow	H	CFM	629	841	1053	1262	1579	1894	2526	3159	3682
		m³/h	1070	1430	1790	2145	2685	3220	4295	5370	6260
	M	CFM	541	732	895	1085	1374	1648	2173	2685	3167
		m³/h	920	1244	1522	1845	2336	2801	3694	4565	5384
	L	CFM	472	622	790	959	1185	1421	1920	2338	2688
		m³/h	803	1058	1343	1630	2014	2415	3264	3974	4570
Total Cooling Capacity	H	kW	6.10	7.50	9.00	11.50	13.50	15.80	20.80	27.00	31.40
	M	kW	5.49	6.68	8.19	10.58	11.88	13.75	18.30	24.03	27.32
	L	kW	5.06	6.30	7.65	9.43	11.21	13.11	17.47	22.68	26.38
Sensible Cooling Capacity	H	kW	4.60	5.60	6.50	8.30	10.00	11.80	15.30	19.60	23.10
	M	kW	4.00	4.82	5.66	7.22	8.40	9.91	13.01	16.66	19.17
	L	kW	3.50	4.31	5.07	6.31	7.60	9.09	11.63	15.09	17.79
Heating Capacity	H	kW	9.30	11.50	14.10	18.10	20.90	25.00	32.10	42.20	49.20
	M	kW	8.09	10.12	12.55	15.75	18.81	22.25	29.21	38.40	43.30
	L	kW	7.72	9.66	11.84	15.20	17.35	21.00	27.29	34.60	40.84
Power Input	80 Pa-H	W	180	280	340	390	470	710	800	980	1170
	130 Pa-H	W	240	370	450	520	620	830	950	1130	1350
	180 Pa-H	W	320	500	600	680	800	950	1240	1470	1760
Max Current	A		1.5	2.3	2.7	3.1	3.6	4.3	5.6	6.7	8.0
Static Pressure	Pa		80 /130 /180 Pa								
Noise Level	80 Pa-H	dB(A)	48	49	50	52	55	56	60	61	62
	130 Pa-H	dB(A)	51	52	53	55	58	59	62	64	65
	180 Pa-H	dB(A)	53	55	56	58	60	62	65	67	67
Water Flow	kg/h		1000	1200	1500	1900	2200	2600	3400	4500	5200
	l/s		0.278	0.333	0.417	0.528	0.611	0.722	0.944	1.250	1.444
Water Resistance	kPa		8.7	11.7	16.8	25.4	35	43.5	25.4	39.5	48.7
Fan Type			Forward curve centrifugal fan								
Motor	Type		Three speed asynchronous fan motor								
	Insulation		Class B								
	Power Supply		220~230V/50 or 60Hz/1Ph								
Coil	Type		Seamless copper mechanically expanded into aluminum fins								
	Rows		3								
	Max. Working Pressure		1.6 MPa								
Inlet/Outlet Water Pipe			1" MPT						1 1/4" MPT		
Condensate Water Pipe			3/4" MPT								
Net Dimension	mm(W*D*H)		1180*835*365	1180*835*365	1280*835*365	1480*835*365	1580*835*365	1680*835*365	1780*935*465	2080*935*465	2280*935*465
Packing Dimension	mm(W*D*H)		1260*885*415	1260*885*415	1360*885*415	1560*885*415	1660*885*415	1760*885*415	1860*985*415	2160*985*415	2360*985*415
Net Weight	kg		54	54	57	65	68	71	91	103	111
Gross Weight	kg		56	56	60	68	71	74	94	107	115

Specification

2 Pipe 4 Rows

Specification		Model	FC06	FC08	FC10	FC12	FC15	FC18	FC25	FC31	FC36
Air Flow	H	CFM	629	841	1053	1262	1579	1894	2526	3159	3682
		m³/h	1070	1430	1790	2145	2685	3220	4295	5370	6260
	M	CFM	541	732	895	1085	1374	1648	2173	2685	3167
		m³/h	920	1244	1522	1845	2336	2801	3694	4565	5384
	L	CFM	472	622	790	959	1185	1421	1920	2338	2688
		m³/h	803	1058	1343	1630	2014	2415	3264	3974	4570
Total Cooling Capacity	H	kW	7.60	10.10	11.80	14.20	16.40	18.60	26.30	35.00	39.70
	M	kW	6.84	8.99	10.74	13.06	14.43	16.18	23.14	31.15	34.54
	L	kW	6.31	8.48	10.03	11.64	13.61	15.44	22.09	29.40	33.35
Sensible Cooling Capacity	H	kW	5.80	7.50	8.70	10.60	12.50	14.10	19.30	25.60	29.80
	M	kW	5.05	6.45	7.57	9.22	10.50	11.84	16.41	21.76	24.73
	L	kW	4.41	5.78	6.79	8.06	9.50	10.86	14.67	19.71	22.95
Heating Capacity	H	kW	12.00	15.50	18.30	22.40	25.00	28.50	41.30	55.40	61.60
	M	kW	10.44	13.64	16.29	19.49	22.50	25.37	37.58	50.41	54.21
	L	kW	9.96	13.02	15.37	18.82	20.75	23.94	35.11	45.43	51.13
Power Input	60 Pa-H	W	210	320	400	480	550	750	850	1090	1280
	110 Pa-H	W	260	410	500	570	640	850	960	1230	1460
	160 Pa-H	W	350	550	650	770	860	970	1260	1560	1840
Max Current	A		1.6	2.5	3.0	3.5	3.9	4.4	5.7	7.1	8.4
Static Pressure	Pa		60 /110 /160 Pa								
Noise Level	60 Pa-H	dB(A)	48	50	51	53	56	57	60	62	64
	110 Pa-H	dB(A)	50	52	53	55	58	60	63	65	66
	160 Pa-H	dB(A)	53	56	56	58	61	63	66	68	70
Water Flow	kg/h		1300	1700	2000	2500	2800	3200	4500	6000	6800
	l/s		0.361	0.472	0.556	0.694	0.778	0.889	1.250	1.667	1.889
Water Resistance	kPa		12.3	16.2	23.5	32.9	42.1	48.7	30.2	42.3	53.4
Fan Type			Forward curve centrifugal fan								
Motor	Type		Three speed asynchronous fan motor								
	Insulation		Class B								
	Power Supply		220~230V/50 or 60Hz/1Ph								
Coil	Type		Seamless copper mechanically expanded into aluminum fins								
	Rows		4								
	Max. Working Pressure		1.6 MPa								
Inlet/Outlet Water Pipe			1" MPT						1 1/4" MPT		
Condensate Water Pipe			3/4" MPT								
Net Dimension	mm(W*D*H)		1180*835*365	1180*835*365	1280*835*365	1480*835*365	1580*835*365	1680*835*365	1780*935*465	2080*935*465	2280*935*465
Packing Dimension	mm(W*D*H)		1260*885*415	1260*885*415	1360*885*415	1560*885*415	1660*885*415	1760*885*415	1860*985*415	2160*985*415	2360*985*415
Net Weight	kg		56	56	59	67	70	73	94	108	116
Gross Weight	kg		58	58	62	70	73	76	97	112	120

Note:

1. Nominal Testing condition:

Cooling: entering air temp 27℃ DB/19.5℃ WB, entering water temp 7℃, leaving water temp 12℃.

Heating: entering air temp 21℃, entering water temp 60℃, the same water flow as in cooling.

2. Sound pressure level are measured in acoustic room, position of the measure point is 1m in the front and 1m below the vertical center line of the unit.

3. Static pressure is measured without filter and air outlet.

Vertical Exposed Type

Air Flow: 170~2420 m³/h
100~1424 CFM
Cooling Capacity: 1.40~12.49 kW

Features and benefits

- Factory fixed three speed switch and optional for LCD thermostat .

- High efficiency with seamless copper tube mechanically expanded to aluminum fins.



- Flexible: coil can be changed between left and right easily during installation.

- Stylish design with combination of remove-free galvanized panel and ABS grills makes the fan coil a part of indoor declaration.

Specification

2 Pipe 2 Rows

Specification		Model	FC02	FC03	FC04	FC05	FC06	FC08	FC10	FC12	FC14
Air Flow	H	CFM	224	312	424	529	635	876	1029	1271	1424
		m³/h	380	530	720	900	1080	1490	1750	2160	2420
	M	CFM	168	234	318	397	476	723	849	1048	1153
		m³/h	285	398	540	675	810	1229	1444	1782	1960
	L	CFM	112	156	212	265	318	548	644	794	890
		m³/h	190	265	360	450	540	931	1094	1350	1513
Total Cooling Capacity	H	kW	1.92	2.74	3.68	4.53	5.40	6.59	7.60	9.32	10.01
	M	kW	1.73	2.48	3.36	4.15	4.85	5.60	6.94	8.40	9.20
	L	kW	1.40	2.04	2.71	3.34	3.90	4.85	5.60	6.79	7.43
Sensible Cooling Capacity	H	kW	1.64	2.32	3.12	4.23	4.81	5.79	6.71	8.13	8.65
	M	kW	1.38	1.96	2.64	3.66	4.06	4.61	5.72	6.76	7.30
	L	kW	0.97	1.33	1.82	2.27	2.57	3.25	3.81	4.62	4.98
Heating Capacity	H	kW	3.07	4.39	5.89	7.25	8.64	10.54	12.20	14.92	16.02
	M	kW	2.67	3.81	4.94	6.49	7.31	8.22	9.65	11.73	12.74
	L	kW	2.21	3.24	4.36	5.36	6.22	7.76	8.96	10.86	11.89
Power Input	12Pa-H	W	28	34	55	68	87	125	152	185	205
	30Pa-H	W	42	55	68	87	108	142	174	210	253
	50Pa-H	W	49	66	84	100	118	174	210	250	300
Max Current	A		0.25	0.30	0.32	0.42	0.55	0.85	1.40	1.20	2.00
Static Pressure	Pa		12/30/50								
Noise Level	12Pa-H	dB(A)	34	35	38	42	43	44	46	48	49
	30Pa-H	dB(A)	37	38	41	44	45	46	48	48	49
	50Pa-H	dB(A)	42	44	46	47	49	50	52	54	56
Water Flow	kg/h		360	482	655	814	936	1285	1397	1768	1870
	l/s		0.100	0.134	0.182	0.226	0.260	0.357	0.388	0.491	0.519
Water Resistance	kPa		20	20	20	30	40	40	40	40	50
Fan Type			Forward curve centrifugal fan								
Motor	Type		Four speed asynchronous fan motor								
	Insulation		Class E								
	Power Supply		220~230V/50 or 60Hz/1Ph								
Coil	Type		Seamless copper mechanically expanded into aluminum fins								
	Rows		2								
	Max. Working Pressure		1.6MPa								
Inlet/ Outlet Water Pipe			3/4" FPT								
Condensate Water Pipe			3/4" FPT								
Unit Dimension	mm(W*D*H)		790*240*640	940*240*640	1100*240*640	1140*240*640	1290*240*640	1490*240*640	1610*240*640	1960*240*640	1960*240*640
Packing Dimension	mm(W*D*H)		810*260*650	960*260*650	1120*260*650	1160*260*650	1310*260*650	1510*260*650	1630*260*650	1980*260*650	1980*260*650
Unit Weight	kg		23.8	28.2	26.5	27.5	31.1	34.7	45.7	52.7	53.8
Gross Weight	kg		24.8	29.4	27.9	28.9	32.8	36.6	47.7	55.2	56.3

2 Pipe 3 Rows

Specification		Model	FC02	FC03	FC04	FC05	FC06	FC08	FC10	FC12	FC14
Air Flow	H	CFM	200	300	400	500	600	800	1000	1200	1400
		m^3/h	340	510	680	850	1020	1360	1700	2040	2380
	M	CFM	150	225	300	375	450	660	825	990	1134
		m^3/h	255	382	510	637	765	1122	1402	1683	1927
	L	CFM	100	150	200	250	300	500	625	750	875
		m^3/h	170	255	340	425	510	850	1062	1275	1487
Total Cooling Capacity	H	kW	2.17	3.12	4.09	4.75	6.07	8.21	9.38	11.65	12.49
	M	kW	1.95	2.82	3.74	4.35	5.45	7.47	8.54	10.50	11.48
	L	kW	1.58	2.32	3.01	3.50	4.38	6.04	6.89	8.48	9.27
Sensible Cooling Capacity	H	kW	1.86	2.64	3.47	4.43	5.41	7.21	8.28	10.17	10.79
	M	kW	1.56	2.23	2.94	3.83	4.56	6.15	7.04	8.45	9.11
	L	kW	1.09	1.51	2.02	2.38	2.89	4.05	4.69	5.77	6.21
Heating Capacity	H	kW	3.50	5.01	6.74	7.62	9.76	13.18	14.81	18.03	19.70
	M	kW	3.04	4.36	5.65	6.82	8.25	11.30	12.88	15.74	17.05
	L	kW	2.52	3.71	4.99	5.64	7.03	9.49	10.66	13.16	13.99
Power Input	12Pa-H	W	28	34	55	68	87	125	152	185	205
	30Pa-H	W	42	55	68	87	108	142	174	210	253
	50Pa-H	W	49	66	84	100	118	174	210	250	300
Max Current	A		0.25	0.30	0.32	0.42	0.55	0.85	1.40	1.20	2.00
Static Pressure	Pa		12/30/50								
Noise Level	12Pa-H	dB(A)	34	35	38	42	43	44	46	48	49
	30Pa-H	dB(A)	37	38	41	44	45	46	48	48	49
	50Pa-H	dB(A)	42	44	46	47	49	50	52	54	56
Water Flow	kg/h		373	536	703	851	1044	1412	1613	2004	2148
	l/s		0.104	0.149	0.195	0.236	0.290	0.392	0.448	0.557	0.597
Water Resistance	kPa		20	20	20	30	40	40	40	40	50
Fan Type			Forward curve centrifugal fan								
Motor	Type		Four speed asynchronous fan motor								
	Insulation		Class E								
	Power Supply		220~230V/50 or 60Hz/1Ph								
Coil	Type		Seamless copper mechanically expanded into aluminum fins								
	Rows		3								
	Max. Working Pressure		1.6MPa								
Inlet/ Outlet Water Pipe			3/4" FPT								
Condensate Water Pipe			3/4" FPT								
Unit Dimension	mm(W*D*H)		790*240*640	940*240*640	1100*240*640	1140*240*640	1290*240*640	1490*240*640	1610*240*640	1960*240*640	1960*240*640
Packing Dimension	mm(W*D*H)		810*260*650	960*260*650	1120*260*650	1160*260*650	1310*260*650	1510*260*650	1630*260*650	1980*260*650	1980*260*650
Unit Weight	kg		24.2	28.8	27.0	28.0	31.6	36.5	47.4	54.2	55.0
Gross Weight	kg		25.2	30.0	28.4	29.4	33.3	38.4	49.4	56.7	57.5

1. Nominal Testing condition:
Cooling: entering air temp 27℃ DB/19.5℃ WB, entering water temp 7℃, leaving water temp 12℃.
Heating: entering air temp 21℃, entering water temp 60℃, the same water flow as in cooling.
2. Sound pressure level are measured in acoustic room, position of the measure point is 1m in the front and 1m below the vertical center line of the unit.
3. Static pressure is measured without filter and air outlet.

4 Pipe 3+1 Rows

Specification		Model	FC02	FC03	FC04	FC05	FC06	FC08	FC10	FC12	FC14
Air Flow	H	CFM	200	300	400	500	600	800	1000	1200	1400
		m^3/h	340	510	680	850	1020	1360	1700	2040	2380
	M	CFM	150	225	300	375	450	660	825	990	1134
		m^3/h	255	382	510	637	765	1122	1402	1683	1927
	L	CFM	100	150	200	250	300	500	625	750	875
		m^3/h	170	255	340	425	510	850	1062	1275	1487
Total Cooling Capacity	H	kW	2.02	2.90	3.80	4.42	5.65	7.64	8.72	10.83	11.62
	M	kW	1.81	2.62	3.48	4.05	5.07	6.95	7.94	9.77	10.68
	L	kW	1.47	2.16	2.80	3.26	4.07	5.62	6.41	7.89	8.62
Sensible Cooling Capacity	H	kW	1.73	2.46	3.22	4.12	5.03	6.71	7.70	9.46	10.03
	M	kW	1.45	2.08	2.74	3.56	4.24	5.72	6.54	7.86	8.47
	L	kW	1.01	1.40	1.88	2.21	2.69	3.76	4.36	5.36	5.78
Heating Capacity	H	kW	1.70	2.21	3.15	3.96	5.19	5.66	6.90	8.12	9.93
	M	kW	1.48	1.92	2.64	3.54	4.39	4.85	6.00	7.09	8.59
	L	kW	1.22	1.64	2.33	2.93	3.74	4.08	4.97	5.93	7.05
Power Input	12Pa-H	W	28	34	55	68	87	125	152	185	205
	30Pa-H	W	42	55	68	87	108	142	174	210	253
	50Pa-H	W	49	66	84	100	118	174	210	250	300
Max Current	A		0.25	0.30	0.32	0.42	0.55	0.85	1.40	1.20	2.00
Static Pressure	Pa		12/30/50								
Noise Level	12Pa-H	dB(A)	34	35	38	42	43	44	46	48	49
	30Pa-H	dB(A)	37	38	41	44	45	46	48	48	49
	50Pa-H	dB(A)	42	44	46	47	49	50	52	54	56
Water Flow	Cooling 3R	kg/h	347	498	654	791	971	1313	1500	1864	1998
		l/s	0.096	0.138	0.182	0.220	0.270	0.365	0.417	0.518	0.555
	Heating 1R	kg/h	146	190	271	341	446	487	593	698	854
		l/s	0.041	0.053	0.075	0.095	0.124	0.135	0.165	0.194	0.237
Water Resistance	Cooling 3R	kPa	20	20	20	30	40	40	40	40	50
	Heating 1R	kPa	5	12	17	28	25	16	18	23	29
Fan Type			Forward curve centrifugal fan								
Motor	Type		Four speed asynchronous fan motor								
	Insulation		Class E								
	Power Supply		220~230V/50 or 60Hz/1Ph								
Coil	Type		Seamless copper mechanically expanded into aluminum fins								
	Rows		4								
	Max. Working Pressure		1.6MPa								
Inlet/ Outlet Water Pipe			3/4" FPT								
Condensate Water Pipe			3/4" FPT								
Unit Dimension	mm(W*D*H)		790*240*640	940*240*640	1100*240*640	1140*240*640	1290*240*640	1490*240*640	1610*240*640	1960*240*640	1960*240*640
Packing Dimension	mm(W*D*H)		810*260*650	960*260*650	1120*260*650	1160*260*650	1310*260*650	1510*260*650	1630*260*650	1980*260*650	1980*260*650
Unit Weight	kg		25.6	30.4	28.5	29.5	33.1	39.3	50.1	56.7	57.2
Gross Weight	kg		26.6	31.6	29.9	30.9	34.8	41.2	52.1	59.2	59.7

1. Nominal Testing condition:
Cooling: entering air temp 27℃ DB/19.5℃ WB, entering water temp 7℃, leaving water temp 12℃.
Heating: entering air temp 21℃, entering water temp 60℃, the same water flow as in cooling.
2. Sound pressure level are measured in acoustic room, position of the measure point is 1m in the front and 1m below the vertical center line of the unit.
3. Static pressure is measured without filter and air outlet.

4 Pipe 2+2 Rows

Specification		Model	FC02	FC03	FC04	FC05	FC06	FC08	FC10	FC12	FC14
Air Flow	H	CFM	224	312	424	529	635	876	1029	1271	1424
		m³/h	380	530	720	900	1080	1490	1750	2160	2420
	M	CFM	168	234	318	397	476	723	849	1048	1153
		m³/h	285	398	540	675	810	1229	1444	1782	1960
	L	CFM	112	156	212	265	318	548	644	794	890
		m³/h	190	265	360	450	540	931	1094	1350	1513
Total Cooling Capacity	H	kW	1.92	2.74	3.68	4.53	5.40	6.59	7.60	9.32	10.01
	M	kW	1.73	2.48	3.36	4.15	4.85	5.60	6.94	8.40	9.20
	L	kW	1.40	2.04	2.71	3.34	3.90	4.85	5.60	6.79	7.43
Sensible Cooling Capacity	H	kW	1.64	2.32	3.12	4.23	4.81	5.79	6.71	8.13	8.65
	M	kW	1.38	1.96	2.64	3.66	4.06	4.61	5.72	6.76	7.30
	L	kW	0.97	1.33	1.82	2.27	2.57	3.25	3.81	4.62	4.98
Heating Capacity	H	kW	3.07	4.39	5.89	7.25	8.64	10.54	12.20	14.92	16.02
	M	kW	2.67	3.81	4.94	6.49	7.31	8.22	9.65	11.73	12.74
	L	kW	2.21	3.24	4.36	5.36	6.22	7.76	8.96	10.86	11.89
Power Input	12Pa-H	W	28	34	55	68	87	125	152	185	205
	30Pa-H	W	42	55	68	87	108	142	174	210	253
	50Pa-H	W	49	66	84	100	118	174	210	250	300
Max Current	A		0.25	0.30	0.32	0.42	0.55	0.85	1.40	1.20	2.00
Static Pressure	Pa		12/30/50								
Noise Level	12Pa-H	dB(A)	34	35	38	42	43	44	46	48	49
	30Pa-H	dB(A)	37	38	41	44	45	46	48	48	49
	50Pa-H	dB(A)	42	44	46	47	49	50	52	54	56
Water Flow	Cooling 2R	kg/h	360	482	655	814	936	1285	1397	1768	1870
		l/s	0.100	0.134	0.182	0.226	0.260	0.357	0.388	0.491	0.519
	Heating 2R	kg/h	360	482	655	814	936	1285	1397	1768	1870
		l/s	0.100	0.134	0.182	0.226	0.260	0.357	0.388	0.491	0.519
Water Resistance	Cooling 2R	kPa	20	20	20	30	40	40	40	40	50
	Heating 2R	kPa	20	20	20	30	40	40	40	40	50
Fan Type			Forward curve centrifugal fan								
Motor	Type		Four speed asynchronous fan motor								
	Insulation		Class E								
	Power Supply		220~230V/50 or 60Hz/1Ph								
Coil	Type		Seamless copper mechanically expanded into aluminum fins								
	Rows		4								
	Max. Working Pressure		1.6MPa								
Inlet/ Outlet Water Pipe			3/4" FPT								
Condensate Water Pipe			3/4" FPT								
Unit Dimension	mm(W*D*H)		790*240*640	940*240*640	1100*240*640	1140*240*640	1290*240*640	1490*240*640	1610*240*640	1960*240*640	1960*240*640
Packing Dimension	mm(W*D*H)		810*260*650	960*260*650	1120*260*650	1160*260*650	1310*260*650	1510*260*650	1630*260*650	1980*260*650	1980*260*650
Unit Weight	kg		25.6	30.4	28.5	29.5	33.1	39.3	50.1	56.7	57.2
Gross Weight	kg		26.6	31.6	29.9	30.9	34.8	41.2	52.1	59.2	59.7

1. Nominal Testing condition:
Cooling: entering air temp 27℃ DB/19.5℃ WB, entering water temp 7℃, leaving water temp 12℃.
Heating: entering air temp 21℃, entering water temp 60℃, the same water flow as in cooling.
2. Sound pressure level are measured in acoustic room, position of the measure point is 1m in the front and 1m below the vertical center line of the unit.
3. Static pressure is measured without filter and air outlet.

1-Way Cassette Type

Air Flow: 180~850 m³/h
106~500 CFM
Cooling Capacity: 1.39~4.50 kW

Features and benefits

- Stylish and elegant design in harmony with top interior decoration requirement.

- Maximum utilization of room space with recessed ceiling installation.
- Newly designed pressure-stable centrifugal fan ensures the lowest operation noise.
- Much more fresh air by utilizing high efficiency synthetic fiber washable filter.

- High efficiency drainage system with water lifting pump up to 600mm.

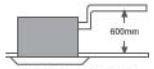

- Compact design as unit height only 235mm, easy for installation.

Specification

Specification		Model	FC02	FC03	FC04	FC05
Air Flow	H	CFM	200	300	400	500
		m³/h	340	510	680	850
	M	CFM	165	224	303	388
		m³/h	280	380	515	660
	L	CFM	106	153	200	253
		m³/h	180	260	340	430
Total Cooling Capacity	H	kW	1.80	2.70	3.60	4.50
	M	kW	1.50	2.46	3.00	3.70
	L	kW	1.39	2.06	2.48	2.92
Sensible Cooling Capacity	H	kW	1.30	1.97	2.70	3.20
	M	kW	1.00	1.56	2.00	2.42
	L	kW	0.82	1.20	1.53	1.83
Heating Capacity	H	kW	2.70	4.05	5.40	6.75
	M	kW	1.95	2.77	3.94	4.90
	L	kW	1.29	1.77	2.80	3.51
Power Input	W		37	52	62	76
Running Current	A		0.17	0.24	0.28	0.35
Noise Level	dB(A)-H/M/L		37/34/30	39/36/30	41/37/31	43/40/36
Water Flow	kg/h		310	460	620	760
	l/s		0.086	0.128	0.172	0.211
Water Resistance	kPa		10.8	10.8	20	20
Fan Type			Centrifugal Fan			
Motor	Type		Split Permanent Capacitor Motor			
	Insulation		Class B			
	Power Supply		220~230V/50 or 60Hz/1Ph			
	Power Consumption (W)		37	52	62	76
Coil	Type		Seamless copper mechanically expanded into aluminum fins			
	Max. Working Pressure		1.6 MPa			
Inlet/Outlet Water Pipe			3/4" FPT			
Condensate Water Pipe			Φ 26			
Controller			Infrared Remote Controller (Optional: Wired Controller)			
Net Dimension	Unit	W*D*H	850*400*235			
	Panel	mm	1050*470*18			
Packing Dimension	Unit	W*D*H	1040*480*310			
	Panel	mm	1155*515*175			
Net Weight	Unit	kg	22	22	23	23
	Panel	kg	4	4	4	4
Gross Weight	Unit	kg	25	25	26	26
	Panel	kg	6	6	6	6

1. Nominal Testing condition:
Cooling: entering air temp 27℃ DB/19.5℃ WB, entering water temp 7℃, leaving water temp 12℃.
Heating: entering air temp 21℃, entering water temp 60℃, the same water flow as in cooling.
2. Sound pressure level are measured in acoustic room, position of the measure point is 1m in the front and 1m below the vertical center line of the unit.
3. Static pressure is measured without filter and air outlet.

4-Way Cassette Type

Air Flow: 200~2380 m³/h
118~1400 CFM
Cooling Capacity: 1.37~12.60 kW

Features and benefits

- Maximum utilization of room space with recessed ceiling installation.

- Round and optimized engineering designed coils enables the most effective energy exchanging.
- Newly designed pressure-stable radial fan ensures the lowest operation noise.

- 4-way air blowing and wide angle flapping guarantees average energy diffusion.

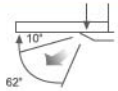

- High efficiency drainage system with water lifting pump up to 600mm.

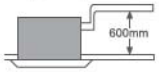

- Stylish and elegant design in harmony with top interior decoration requirement.
- Much more fresh air by utilizing high efficiency synthetic fiber washable filter.

Specification

2 Pipes

Specification		Model	FC02	FC03	FC04	FC05	FC06	FC08	FC10	FC12	FC14
Air Flow	H	CFM	200	300	400	500	600	800	1000	1200	1400
		m³/h	340	510	680	850	1020	1360	1700	2040	2380
	M	CFM	171	235	318	412	500	653	824	982	1147
		m³/h	290	400	540	700	850	1110	1400	1670	1950
	L	CFM	118	171	235	324	400	506	647	765	894
		m³/h	200	290	400	550	680	860	1100	1300	1520
Total Cooling Capacity	H	kW	1.80	2.70	3.60	4.50	5.40	7.20	9.00	10.80	12.60
	M	kW	1.56	2.34	3.08	3.81	4.51	6.19	7.60	9.22	10.51
	L	kW	1.37	2.06	2.70	3.36	4.04	5.52	6.73	8.23	9.39
Sensible Cooling Capacity	H	kW	1.36	2.10	2.79	3.37	4.09	5.70	6.78	8.24	9.32
	M	kW	1.09	1.68	2.19	2.60	3.13	4.30	5.30	6.49	7.30
	L	kW	0.88	1.32	1.74	2.12	2.53	3.49	4.31	5.31	5.86
Heating Capacity	H	kW	2.70	4.05	5.40	6.75	8.10	10.80	13.50	16.20	18.90
	M	kW	2.19	3.21	4.38	5.44	6.55	8.69	11.00	13.26	15.30
	L	kW	1.90	2.81	3.75	4.67	5.57	7.41	9.32	11.31	12.89
Power Input	W		37	52	62	76	96	134	152	189	228
Running Current	A		0.17	0.24	0.28	0.35	0.44	0.61	0.69	0.86	1.04
Noise Level	dB(A)-H/M/L		37/34/30	39/36/32	41/38/35	43/39/36	45/42/39	46/43/39	47/44/40	50/46/42	5248/44
Water Resistance	kg/h		310	460	620	770	930	1230	1540	1850	2160
Water Flow	l/s		0.086	0.128	0.172	0.214	0.258	0.342	0.428	0.514	0.600
	kPa		11.8	12.9	22.1	18.2	26.8	28.4	33.2	35.9	38.4
Fan Type			Centrifugal Fan								
Motor	Type		Split Permanent Capacitor Motor								
	Insulation		Class B								
	Power Supply		220~230V/50 or 60Hz/1Ph								
	Power Consumption (W)		37	52	62	76	96	134	152	189	228
Coil	Type		Seamless copper mechanically expanded into aluminum fins								
	Max. Working Pressure		1.6 MPa								
Inlet/Outlet Water Pipe			3/4" FPT								
Condensate Water Pipe			Φ 26								
Controller			Infrared Remote Controller (Optional: Wired Controller)								
Net Dimension W*D*H	Unit	mm	570*570*290			730*730*290			930*930*290		
	Panel	mm	650*650*45			850*850*45			1050*1050*45		
Packing Dimension W*D*H	Unit	mm	700*700*300			875*875*330			1060*1060*335		
	Panel	mm	745*745*100			910*910*100			1100*1100*100		
Net Weight	Unit	kg	19			29			37		
	Panel	kg	3			6			9		
Gross Weight	Unit	kg	20.5			33			41		
	Panel	kg	4.5			6.5			11		

4 Pipes

Specification		Model	FC02	FC03	FC04	FC05	FC06	FC08	FC10	FC12	FC14
Air Flow	H	CFM	200	300	400	500	600	800	1000	1200	1400
		m³/h	340	510	680	850	1020	1360	1700	2040	2380
	M	CFM	171	235	318	412	500	653	824	982	1147
		m³/h	290	400	540	700	850	1110	1400	1670	1950
	L	CFM	118	171	235	324	400	506	647	765	894
		m³/h	200	290	400	550	680	860	1100	1300	1520
Total Cooling Capacity	H	kW	1.40	2.10	2.80	3.50	4.20	5.60	7.00	8.40	9.85
	M	kW	1.20	1.79	2.34	2.99	3.57	4.76	5.95	7.14	8.36
	L	kW	1.06	1.57	2.11	2.61	3.15	4.20	5.25	6.30	7.35
Sensible Cooling Capacity	H	kW	1.05	1.57	2.10	2.65	3.22	4.20	5.25	6.30	7.35
	M	kW	0.85	1.26	1.62	2.10	4.50	3.33	4.17	5.00	5.85
	L	kW	0.68	1.00	1.34	1.64	2.00	2.67	3.33	4.01	4.66
Heating Capacity	H	kW	1.08	1.62	2.16	2.70	3.24	4.32	5.40	6.48	8.64
	M	kW	0.87	1.31	1.76	2.16	2.62	3.49	4.37	5.25	6.98
	L	kW	0.75	1.10	1.50	1.85	2.23	2.98	3.73	4.45	5.96
Power Input	W		37	52	62	76	96	134	152	189	228
Running Current	A		0.17	0.24	0.28	0.35	0.44	0.61	0.69	0.86	1.04
Noise Level	dB(A)-H/M/L		37/34/30	39/36/32	41/38/35	43/39/36	45/42/39	46/43/39	47/44/40	50/46/42	52/48/44
Water Flow	Cooling Coil	kg/h	240	360	480	600	720	960	1210	1450	1700
		l/s	0.067	0.100	0.133	0.167	0.200	0.267	0.336	0.403	0.472
	Heating Coil	kg/h	90	140	180	230	270	360	450	540	600
		l/s	0.025	0.039	0.050	0.064	0.075	0.100	0.125	0.150	0.167
Water Resistance	Cooling Coil	kPa	8.22	8.54	12.88	16.45	21.07	22.15	25.32	26.67	29.44
	Heating Coil	kPa	3.51	3.84	6.31	7.37	8.26	8.56	10.87	11.65	12.31
Fan Type			Centrifugal Fan								
Motor	Type		Split Permanent Capacitor Motor								
	Insulation		Class B								
	Power Supply		220~230V/50 or 60Hz/1Ph								
	Power Consumption (W)		37	52	62	76	96	134	152	189	228
Coil	Type		Seamless copper mechanically expanded into aluminum fins								
	Max. Working Pressure		1.6 MPa								
Inlet/Outlet Water Pipe			3/4" FPT								
Condensate Water Pipe			Φ 26								
Controller			Infrared Remote Controller (Optional: Wired Controller)								
Net Dimension W*D*H	Unit	mm	570*570*290			730*730*290			930*930*290		
	Panel	mm	650*650*45			850*850*45			1050*1050*45		
Packing Dimension W*D*H	Unit	mm	700*700*300			875*875*330			1060*1060*335		
	Panel	mm	745*745*100			910*910*100			1100*1100*100		
Net Weight	Unit	kg	20			30			38		
	Panel	kg	3			6			9		
Gross Weight	Unit	kg	21.5			34			42		
	Panel	kg	4.5			6.5			11		

Note:

1. Nominal Testing condition:

Cooling: entering air temp 27℃ DB/19.5℃ WB, entering water temp 7℃, leaving water temp 12℃.

Heating: entering air temp 21℃, entering water temp 60℃, the same water flow as in cooling.

2. Sound pressure level are measured in acoustic room, position of the measure point is 1m in the front and 1m below the vertical center line of the unit.

3. Static pressure is measured without filter and air outlet.

Wall Mounted Type

Air Flow: 218~1360 m³/h
128~800 CFM
Cooling Capacity: 1.15~7.20 kW

Features and benefits

- The modern elegant appealing design of wall mounted fan coil units easily match with indoor decoration.
- High efficiency by utilizing of inner-grooved cooper tube with hydrophilic aluminum fins.
- Large LED display with lambency light provides sufficient operation information but without negative influence of indoor environment.

- Newly designed cross flow fan with three speed control gurantees more quiet operation and comforatability.

- Much more fresh air by utilizing of high efficiency and easy cleanable filter.
- Refined operation experience by multiple intelligent control functions: 5-position fan blade, timer, sleep, on/off, auto-restart etc.

Specification

Specification		Model	FC02	FC03	FC04	FC05	FC06	FC08
Air Flow	H	CFM	200	300	400	500	600	800
		m³/h	340	510	680	850	1020	1360
	M	CFM	160	240	320	400	480	640
		m³/h	272	408	544	680	816	1088
	L	CFM	128	192	256	320	384	512
		m³/h	218	326	435	544	653	870
Total Cooling Capacity	H	kW	1.80	2.70	3.60	4.50	5.40	7.20
	M	kW	1.44	2.16	2.88	3.60	4.32	5.76
	L	kW	1.15	1.73	2.30	2.88	3.46	4.61
Sensible Cooling Capacity	H	kW	1.40	2.11	2.81	3.51	4.21	5.62
	M	kW	1.12	1.68	2.25	2.81	3.37	4.49
	L	kW	0.90	1.35	1.80	2.25	2.70	3.59
Heating Capacity	H	kW	2.70	4.50	5.40	6.75	8.10	10.80
	M	kW	2.16	3.60	4.32	5.40	6.48	8.64
	L	kW	1.73	2.88	3.46	4.32	5.18	6.91
Power Input	W		25	30	39	45	80	90
Running Current	A		0.12	0.14	0.18	0.21	0.36	0.43
Noise Level	dB(A)-H/M/L		37/35/32	39/36/34	41/38/35	43/40/37	44/41/38	45/42/39
Water Flow	kg/h		500	520	620	860	980	1220
	l/s		0.139	0.144	0.172	0.239	0.272	0.339
Water Resistance	kPa		12	14	16	18	22	25
Fan Type			Cross Flow Fan Blower					
Motor	Type		Cross Flow Fan Motor					
	Insulation		Class B					
	Power Supply		220_230V/1Ph/50 or 60Hz					
	Power Consumption (W)		10	12	15.6	18	32	36
Coil	Type		Seamless copper mechanically expanded into aluminum fins					
	Rows		2					
	Max. Working Pressure		1.4 MPa					
Inlet/Outlet Water Pipe			1/2" MPT					
Condensate Water Pipe			Φ25					
Net Dimension	mm(W/D/H)		795*285*215	795*285*215	990*330*230	990*330*230	1090*330*255	1090*330*255
Packing Dimension	mm(W/D/H)		905*370*283	905*370*283	1065*375*275	1065*375*275	1145*375*315	1145*375*315
Net Weight	kg		11.2	11.2	14.5	14.5	16.5	16.5
Gross Weight	kg		14.8	14.8	18.5	18.5	19	19

1. Nominal Testing condition:
Cooling: entering air temp 27℃ DB/19.5℃ WB; entering water temp 7℃, leaving water temp 12℃;
Heating: entering air temp 21℃; entering water temp 60℃, the same water flow as in cooling;
2. Sound pressure level are measured in acoustic room, position of the measure point is 1m in the front and 1m below the vertical center line of the unit;
3. Static pressure is measured without filter and air outlet.

Notes

Notes

MEGA
Air Conditioning Equipment

Notes